



# 2003 Sun Devil Baseball

ASU Media Relations  
(P) 480-965-6594  
(F) 480-965-5408  
Baseball Contact: Jeff Evans  
E-Mail: Jeff.Evans@asu.edu  
Website: www.TheSunDevils.com

2003 Record: 47-12, 13-8 Pac-10  
2003 Home Record: 27-7  
2003 Road/Neutral Record: 20-5  
Final 2002 Record: 37-21, 15-9 Pac-10  
ASU All-Time Record: 2,310-1,127-6  
Head Coach: Pat Murphy (353-176-1)

Weekly Release #19 • Arizona vs. Arizona State • May 23-25, 2003

## 2003 Schedule and Results

(47-12, 13-8 Pac-10)

DATE	OPPONENT	RESULT/TIME
Jan. 16	Hawai'i-Hilo	W, 9-0
Jan. 17	Hawai'i-Hilo (DH)	W, 10-5; W, 14-2
Jan. 18	Hawai'i-Hilo	W, 18-3
Jan. 19	Hawai'i-Hilo (DH)	W, 16-0; W, 18-5
Jan. 24	San Diego State (#33) - (R)	W, 7-5
Jan. 25	San Diego State (#33) - (R)	W, 4-3
Jan. 26	San Diego State (#33) - (R)	W, 24-9
Jan. 31	at Long Beach State (#13)	L, 5-11
Feb. 1	at Long Beach State (#13)	W, 3-0
Feb. 2	at Long Beach State (#13)	W, 4-2
Feb. 6	BYU	W, 6-5
Feb. 7	BYU	W, 17-6
Feb. 8	BYU	W, 6-4
Feb. 14	Gonzaga^	W, 8-4
Feb. 15	Oklahoma State^	W, 7-3
Feb. 16	Oregon State^	W, 9-4
Feb. 17	Gonzaga	W, 17-5
Feb. 21	Dayton	W, 10-1
Feb. 22	Notre Dame (#11) - (AZ-TV)	W, 16-3
Feb. 23	Notre Dame (#11) - (R) (AZ-TV)	W, 14-8
Feb. 28	Penn State - (R)	W, 13-0
Mar. 1	Penn State	W, 12-1
Mar. 2	Penn State	W, 11-7
Mar. 6	Cal State Northridge#	W, 10-2
Mar. 7	Southern Utah#	W, 19-0
Mar. 8	Utah#	W, 6-4
Mar. 9	Cal State Northridge#	W, 12-2
Mar. 14	Oklahoma (#30) - (R)	L, 5-6
Mar. 15	Oklahoma (#30) - (R)	W, 10-3
Mar. 16	Oklahoma (#30) - (R)	W, 10-2
Mar. 18	Wichita State (#29) - (R)	W, 9-2
Mar. 19	Wichita State (#29) - (R)	W, 3-6
Mar. 22	Stanford* (#6) - (R) (AZ-TV)	W, 7-6 (11)
Mar. 23	Stanford* (#6) - (R) (AZ-TV)	L, 8-9 (10)
Mar. 24	Stanford* (#7) - (R)	L, 2-4
Mar. 28	at USC* - (R)	W, 11-4
Mar. 29	at USC* - (R)	L, 5-6
Mar. 30	at USC* - (R)	W, 7-5
Apr. 2	New Mexico - (R)	L, 7-11
Apr. 7	Grand Canyon - (R)	W, 10-2
Apr. 11	at California* - (R)	W, 11-3
Apr. 13	at California* - (R)	W, 6-0
Apr. 13	at California* - (R)	W, 10-1
Apr. 17	UCLA* - (R)	L, 8-9
Apr. 18	UCLA* - (R) (Fox)	L, 7-8 (13)
Apr. 19	UCLA* - (R) (AZ-TV)	W, 17-1
Apr. 25	Washington State* - (R) (AZ-TV)	W, 21-0
Apr. 26	Washington State* - (R) (AZ-TV)	W, 5-3 (10)
Apr. 27	Washington State* - (R)	W, 25-0
Apr. 30	at Oklahoma - (R)	W, 9-4
May 6	UC Irvine - (R)	W, 11-1
May 12	at Oregon State* - (R)	W, 14-4
May 13	at Oregon State* - (R)	L, 1-6
May 14	at Oregon State* - (R)	W, 12-7
May 17	at Washington* - (R)	L, 1-5
May 18	at Washington* - (R)	W, 11-3
May 19	at Washington* - (R)	L, 4-6
May 23	Arizona* (#15) - (R) (AZ-TV)	7 p.m.
May 24	Arizona* (#15) - (R) (AZ-TV)	7 p.m.
May 25	Arizona* (#15) - (R) (AZ-TV)	1 p.m.
M. 30-J. 1	NCAA Regionals	TBA
Jun. 6-8	NCAA Super Regionals	TBA
Jun. 13-23	College World Series	Omaha, Neb.

\* Pacific-10 Conference game

^ Coca-Cola Spring Training Classic (Surprise, Ariz.)

# Bob Schaefer Memorial Classic (Packard Stadium)

## No. 4 Sun Devils and No. 15 Arizona Wildcats To Battle For Second Place In Pac-10 With Postseason Play Looming.

### Game 60-62



### Arizona State Sun Devils (47-12, 13-8)

# 4 Sports Weekly/ESPN; #4 Collegiate Baseball; #6 Baseball America

### vs. Arizona Wildcats (35-18, 13-8)

#15 Collegiate Baseball; #16 Baseball America; #20 Sports Weekly/ESPN

Tempe, Ariz. • Bobby Winkles Field at Packard Stadium • May 23-25, 2003

Home 35-38



### PROBABLE PITCHERS

#### May 23 vs. Arizona, 7 p.m. MST

ARIZ - Richie Gardner, RHP (9-1, 3.69 ERA)  
ASU - Ben Thurmond, RHP (6-0, 2.87 ERA)

#### May 24 vs. Arizona, 7 p.m. MST

ARIZ - Sean Rierison, RHP (9-1, 4.45 ERA)  
ASU - Erik Averill, LHP (7-1, 3.82 ERA)

#### May 25 vs. Arizona, 1 p.m. MST

ARIZ - TBA  
ASU - Beau Vaughan, RHP (8-5, 4.78 ERA)

### ASU vs. ARIZONA

All-Time Record vs. ARIZ: ..... ASU leads 158-102

Last Year vs. ARIZ: ..... Mar. 22-24, 2002 in Tucson

..... ASU 2-1 (9-7, 10-6, 1-10)

Last Time in Tempe: ..... ASU 2-1, Apr. 27-29, 2001

### NATIONAL RANKINGS

Arizona State (47-12) is ranked in all three national polls and checks in this week as the No. 4 team in the nation by *Sports Weekly/ESPN* and *Collegiate Baseball*. The Devils are also No. 6 in the recent *Baseball America* poll. The **Sun Devils** have now been ranked in the national polls for 75 consecutive polls. Arizona (35-18) is ranked No. 15-16-20 (CB-BA-SW).

### MEDIA EXPOSURE

The last three games of the Arizona State Baseball regular season and all postseason games will be broadcast over the radio in the Phoenix area on NBC 1190 AM with Tim Healey and Bob Eger calling all the action. The statistical GameTracker on www.TheSunDevils.com will return this weekend for the Arizona series. All three of ASU's games vs. Arizona will be broadcast live on AZ-TV.

### DID YOU KNOW?

That Arizona State currently leads the Pac-10 in hitting (.349) and pitching (3.40) and is second in fielding (.972). ASU comes into the series after a 3-3 road trip that featured six conference games in the eight days. Shortstop Dustin Pedroia leads the Pac-10 in hitting at .424 and hits with 108. He has already broken the ASU and Pac-10 single-season record with 32 doubles.

### THE STORYLINE

Arizona State (47-12) and the Arizona Wildcats (35-18) meet this weekend in the annual dual in the desert at Packard Stadium. The Devils and Wildcats are currently tied for second place in the Pac-10 and will be playing for postseason positioning. ASU is 9-3 against the Wildcats over the last three seasons and has not lost a season series against its rival since Pat Murphy took over the program in 1995.

### Quick Hits:

- ASU has hit 12 grand slams this year to tie the NCAA record set by Oklahoma State in 1996. Larish has four to set an ASU record.
- ASU recorded a school record with a 28-1 start to the season that included a 19-game winning streak.
- ASU is 9-3 against Arizona over the last three years and 27-15 against the Wildcats dating back to 1995.
- Arizona State leads the league in hitting (.349), pitching (3.40) and is second in fielding (.972).
- After 59 games the Devils are averaging 10.03 runs, 12.69 hits and 3.93 extra base hits per game this year.
- ASU has scored 10 or more runs in 30 games this year and recorded 10 or more hits in 44 of 59 games.
- ASU has scored in a NCAA record 492 consecutive games dating back to April 7, 1995. The old NCAA record was 349.
- ASU's roster consists of 18 upper classmen (juniors and seniors) and 18 lower classmen (freshman and sophomores).
- The three runs given up in the WSU series are the least given up in a three-game Pac-10 series by ASU in 25 years.
- For the first time in ASU's 25-year history in the Pac-10, the Devils scored 20 runs twice in a conference series (WSU).
- The Jan. 16 season-opener was the second earliest start in ASU history and was the first collegiate game in 2003.
- The Devils have recorded 139 big innings (2 or more runs) this year, including 32 innings of five or more runs.
- Dustin Pedroia earned Pac-10 Player of the Week award after the OSU and UW series, marking ASU's 70th all-time.
- SS Dustin Pedroia broke the ASU and Pac-10 single-season record with 32 doubles and leads the Pac-10 in hitting (.424).
- Pedroia has recorded 37 multi-hit games, four separate hitting streaks of 10 or more games and has 108 hits.
- Jeremy West has hit seven home runs in the last 11 games and with 16 this year is now 10th all-time with 35 in his career.
- Pedroia, Jeff Larish and Travis Buck have all been been invited to the USA Baseball National Team Trials.
- Senior RHP Robbie McClellan went 2-0 with a 1.04 ERA on the recent road trip and is 7-0 with a 3.52 ERA this year.
- Junior Nick Walsh has raised his batting average 113 points over the last 16 games combining to go 23-for-52 (.442).
- Jeff Larish leads the Pac-10 with 83 RBI (1.48 per game) and 69 walks (1.23 per game). He also has 15 home runs.
- ASU has 70 home runs by 12 different players this year. ASU had only 38 total home runs in 58 games in 2002.
- ASU's bullpen overtook the ERA lead from the pitchers on the recent road trip, going 3-0 with a 1.21 ERA in the six games.
- Of ASU's 11 losses this year, five have been by one run and eight have been by three or less runs. ASU is 9-2 after a loss.



ARIZONA STATE UNIVERSITY

# Sun Devil Baseball 2003

## 2003 National Polls

### Baseball America (5/19)

1.	Florida State	47-8-1
2.	Rice	46-9
3.	Cal State Fullerton	43-13
4.	Long Beach State	37-16
5.	STANFORD	38-15
6.	ARIZONA STATE	47-11
7.	Nebraska	42-14
8.	Texas A&M	41-15
9.	Texas	38-16
10.	Louisiana State	37-18-1
11.	Georgia Tech	39-15
12.	Florida Atlantic	44-12
13.	Auburn	38-17
14.	North Carolina State	39-14
15.	Southern Mississippi	41-14
16.	ARIZONA	35-17
17.	South Carolina	38-18
18.	UNLV	41-15
19.	Baylor	37-19
20.	Mississippi State	38-16
21.	Miami (Fla.)	37-13-1
22.	UC Riverside	40-15
23.	South Alabama	39-15
24.	Clemson	38-18
25.	Virginia Commonwealth	41-11

### Sports Weekly/ESPN (5/19)

1.	Florida State	47-8-1
2.	Rice	46-9
3.	Cal State Fullerton	43-13
4.	ARIZONA STATE	47-11
5.	STANFORD	38-15
6.	Long Beach State	37-16
7.	Nebraska	42-14
8.	Texas A&M	41-15
9.	Texas	38-16
10.	Georgia Tech	39-15
11.	Louisiana State	37-18-1
12.	North Carolina State	39-14
13.	Auburn	38-17
14.	Mississippi State	38-16-1
15.	Florida Atlantic	44-12
16.	Baylor	37-19
17.	Clemson	38-18
18.	Miami (Fla.)	37-13-1
19.	Richmond	44-13
20.	ARIZONA	35-17
21.	South Carolina	38-18
22.	UNLV	41-15
23.	Southern Mississippi	41-14
24.	Tulane	40-16
25.	Notre Dame	40-15

### Collegiate Baseball (5/19)

1.	Florida State	47-8-1
2.	Rice	46-9
3.	STANFORD	38-15
4.	ARIZONA STATE	47-11
5.	Long Beach State	37-16
6.	Cal State Fullerton	43-13
7.	Nebraska	42-14
8.	Louisiana State	37-18-1
9.	Texas A&M	41-15
10.	Texas	38-16
11.	Georgia Tech	39-15
12.	North Carolina State	39-14
13.	Florida Atlantic	44-12
14.	South Carolina	38-18
15.	ARIZONA	35-17
16.	Auburn	38-17
17.	Miami (Fla.)	37-13-1
18.	Richmond	44-13
19.	Mississippi State	38-16-1
20.	Lamar	37-14
21.	Clemson	38-18
22.	Baylor	37-19
23.	Rutgers	33-18
24.	Southern Mississippi	41-14
25.	South Alabama	39-15

## Consecutive Games Scoring Streak Reaches 492:

The Arizona State baseball program has now scored in an NCAA record 492 consecutive games dating back to the 1995 season. The Devils made history on April 7, 2001 when they scored at least one run in their 350th consecutive game. The Devils broke the 12-year-old NCAA record in a 5-1 loss to USC exactly six years to the day when they were last shut out. ASU was shut out 9-0 in that game on April 7, 1995 at Dedeaux Field. The Devils recently celebrated the eighth anniversary of the start of the streak with a 10-2 win over Grand Canyon on April 7. The one run scored in the 5-1 loss to Washington (5/17/03) marked only the 14th time during the streak that ASU has scored only one run. Coastal Carolina previously held the NCAA record at 349 games set from 1983-1989. ASU also had a stretch of 278 games without being shut out from 1990 to 1994, meaning the program has only been shutout in three games dating back to the 1990 season. ASU is a combined 328-166-1 during the streak. Notable pitchers the Devils have faced during the streak include Jeremy Guthrie (Stanford), Barry Zito (USC), Kirk Saarloos (CS Fullerton), Jason Young (Stanford), Ben Diggins (Arizona), Adam Johnson (CS Fullerton), Ryan Drese (Cal), Jeff Weaver (Fresno State), Chad Hutchinson (Stanford), Abe Alvarez and Adam Pettyjohn (Fresno State).

## Arizona State's NCAA Record

# 492

Consecutive Games Scoring Streak

## Poll Mechanics:

Arizona State remains a consensus top-10 team in all four national polls heading into the Arizona three-game series. ASU is ranked as high as No. 4 by *Sports Weekly/ESPN*, and also check in at No. 4 by *Collegiate Baseball* and No. 6 by *Baseball America*. Ranked as high as No. 8 in the preseason polls, the Devils have spent virtually the entire season in the top 10 and for two weeks manned the top spot in two of the three national rankings, marking the first time being No. 1 since heading into the 1993 College World Series. ASU has been ranked for 75 consecutive national polls dating back to the start of the 2000 season. ASU entered the 2003 season ranked as high as No. 8 in the nation by *Baseball America* in the preseason collegiate polls. Arizona State also earned a preseason No. 9 ranking by *Sports Weekly/ESPN*, No. 10 by NCBWA and No. 12 ranking by *Collegiate Baseball*. The No. 8 preseason ranking is the highest by an ASU squad since opening the 2001 season as the consensus No. 6 team in the nation.

## 47 Wins In The Bag:

With an overall 47-12 record in 2003, the Sun Devils have already set the mark for the most wins in a season under current head coach Pat Murphy. The 2000 team had the previous best record finishing the year 44-15 after losing in the regional final to Texas. The 47 victories also marks the third time during the Murphy era that the Devils have reached the 40-win plateau, with the 2000 and the 1998 (41-23) teams also achieving that milestone. ASU's last 50-win season was in 1990 when the Devils went 52-16. The 47 wins are the most since the 1990 squad went 52-16.

## The Grand Salami:

With a pinch-hit grand slam from Rod Allen in the seventh inning at Bricktown Ballpark in Oklahoma City on April 30, Arizona State tied the NCAA record for grand slams in a season with their 12th of the year. The Devils are currently tied with Oklahoma State that also hit 12 in 1996. After hitting only one grand slam all of last year, the Sun Devils have gone on a binge this year hitting 12 in their first 53 games. Sophomore first baseman Jeff Larish broke the single-season school record by hitting his fourth grand slam vs. UCLA (4/19). Larish broke the old record of three set by Dave Hudgens in 1977. Steve Garrabrants, Rod Allen and Jeremy West each have two slams, while Ryan Bosch and Travis Buck each have one.

## 2003 ARIZONA STATE BASEBALL PROJECTED STARTING LINEUP

Arizona State Sun Devils (47-12 Overall, 13-8 Pac-10)

Batting Order	No.	Name (B/T)	Pos	Ht	Wt	Yr	Notes/Key Stats
1	2	Dustin Pedroia (R/R)	SS	5-8	175	So.	.424/69 R/108 H/32 2B/2 3B/4 HR/48 RBI
2	20	Nick Walsh (L/R)	OF/DH	5-7	176	Jr.	.351/27 R/33 H/6 2B/1 3B/19 RBI/.470 OBP%
3	14	Andre Ethier (L/L)	RF	6-3	190	Jr.	.362/62 R/81 H/11 2B/2 3B/6 HR/54 RBI
4	11	Jeff Larish (L/R)	1B/3B	6-2	180	So.	.358/71 R/72 H/14 2B/2 3B/15 HR/83 RBI/.672%
5	8	Jeremy West (R/R)	DH/1B	6-1	200	Jr.	.358/52 R/59 H/6 2B/0 3B/16 HR/57 RBI
or	30	Mike Guerrero (R/R)	DH/1B	6-2	200	Jr.	.375/21 R/33 H/12 2B/2 3B/26 RBI
6	32	Frank Mesa (L/R)	2B	6-0	180	So.	.378/36 R/48 H/6 2B/1 3B/1 HR/22 RBI
or	5	Dennis Wyrick (R/R)	3B	6-1	215	Sr.	.336/30 R/47 H/5 2B/2 3B/1 HR/24 RBI
7	4	Travis Buck (L/R)	RF/LF	6-2	190	Fr.	.349/54 R/73 H/13 2B/3 3B/4 HR/43 RBI
8	39	Tuffy Gosewisch (R/R)	C	5-10	185	So.	.336/36 R/39 H/8 2B/2 HR/33 RBI
or	19	Joel Bocchi (R/R)	C	5-11	190	So.	.325/17 R/27 H/7 2B/2 HR/21 RBI
9	31	Ryan Bosch (R/R)	CF	5-10	185	So.	.204/25 R/22 H/2 2B/4 HR/23 RBI
inj	9	Steve Garrabrants (R/R)	2B	5-10	173	Jr.	.351/52 R/66 H/16 2B/3 3B/7 HR/53 RBI
inj	10	Rod Allen	LF	6-2	205	Jr.	.305/31 R/36 H/4 2B/1 3B/6 HR/41 RBI

## Probable Pitching Rotation:

Day	No.	Name	Pos	Ht	Wt	Yr	Notes/Key Stats
5/23	40	Ben Thurmond	RHP	6-0	190	Sr.	6-0, 2.87 ERA, 17 G, 13 GS, 50 K's, 62.2 IP
---	26	Beau Vaughan	RHP	6-4	228	Sr.	8-5, 4.78 ERA, 23 G, 7 GS, 95 K's, 81.0 IP
---	47	Jered Liebeck	RHP	6-1	200	Sr.	7-0, 2.68 ERA, 18 G, 13 GS, 50 K's, 74.0 IP
---	45	Erik Averill	LHP	6-2	180	Fr.	7-1, 3.82 ERA, 17 G, 13 GS, 46 K's, 70.2 IP
Rel	15	Robbie McClellan	RHP	6-1	175	Sr.	7-0, 3.52 ERA, 24 G, 4 GS, 52 K's, 53.2 IP
Rel	12	Ryan Schroyer	Closer	6-1	205	Jr.	5-2, 7 S, 1.49 ERA, 26 G, 47 K's, 42.1 IP

\*Rotation/Starting Lineup Subject to Change



# Sun Devil Baseball 2003

## Recapping the Road Trip:

The Sun Devils endured one of the toughest and most challenging road trips a college baseball program can go through. ASU played six league games, all on the road, during a stretch of eight days on an 11-day road trip to the Pacific Northwest. The games came and the end of ASU's final exams week with several players having to take finals on the road. ASU split the six games going 3-3 with a pair of wins at Oregon State and a victory at Washington. As a team the Devils hit .330 at the plate with Dustin Pedroia going 13-for-28 (.464) with eight runs scored, three doubles (to break the ASU and Pac-10 single-season record), one home run and four RBI. Andre Ethier (.458, 11-for-24), Tuffy Gosewisch (.364, 8-for-22) and Steve Garrabrants (.364, 8-for-22) also put together a solid week at the plate. ASU's starting pitchers struggled to go 0-3 with a 9.70 ERA during the trip, with senior RHP Beau Vaughan going 0-2 with a 10.00 ERA. The relievers picked up the slack though gaining all three victories and posting a 1.21 ERA in the six games. Robbie McClellan was 2-0 with a 1.04 ERA, giving up one run and five hits in 8.2 innings.

## Comparing 2003 to 1981:

Arizona State has put together an amazing season in 2003 leading the league in pitching (3.40 ERA), hitting (.349), second in fielding (.972) and is among the national leaders in runs per game (10.03) and is the NCAA leader with 47 wins. ASU's fifth and last national championship came in 1981 with a Sun Devil squad that is arguably the best to take the field in program history. The 1981 squad set school records in home runs (110), runs (694) and batting average (.356). Star performers on the 1981 club included Pac-10 Player of the Year Mike Sodders (.424, 22 HR), Alvin Davis (.395, 20 2B) and Kevin Romine (.410, 12 HR, 20 2B). Here is a comparison look at the two squads:

Year	Games	Record	Runs	Avg.	2B	HR	SB
1981	68	55-13	694	.356	155	110	82
2003	59	47-12	592	.349	143	70	64

## Injury Bug Bites The Sun Devils:

The Sun Devils not only had a tough road trip with six games in eight days, but also suffered two key injuries with the regular season winding down and the postseason looming. Junior outfielder Rod Allen broke a bone in his left hand during the series opener vs. Oregon State (5/12) when he fouled a ball off his hand. Allen, who was hitting .305 (36-for-118) with six home runs and 41 RBI, is out for the Arizona series and will be re-evaluated before postseason play. Junior second baseman Steve Garrabrants is also doubtful for the Arizona series after injuring his left shoulder while trying to steal second base against Washington (5/19). Garrabrants, who also missed the Arizona series last year with a back injury, was hitting .351 (66-for-118) with seven home runs 53 RBI and is second in the Pac-10 with 23 stolen bases. Garrabrants is expected to return to the lineup if ASU makes postseason play.

## Pac-10 Batting Race On The Line:

If there wasn't enough intrigue to come out and watch ASU take on rival Arizona this weekend with the teams battling for second place in the Pac-10 and postseason positioning, fans will want to see the battle between Dustin Pedroia and Jeff Van Houten for the Pac-10 batting title. Pedroia currently leads the league with a .424 (108-for-255), while Van Houten is close behind at .418 (81-for-94). Both players are considered strong candidates for Pac-10 Player of the Year.

## Pedroia Named Pac-10 Player of the Week:

Pedroia, from Woodland, Calif., helped the Sun Devils to three Pac-10 wins last week going 10-for-23 (.435) during that stretch with eight runs scored, two doubles, one home run and four RBI. With his two doubles, he broke the ASU single-season record formerly held by Chris Bando (30, 1978) and tied the Pac-10 record of 31. While not factoring into the voting, Pedroia added to his impressive season Monday night going 3-for-5 in a 6-4 loss to the University of Washington. He broke the Pac-10 record with his 32nd double of the season, passing former Washington State Cougar and current Los Angeles Dodger Mike Kinkade (31 in 1994). He now has 108 hits on the year tying for ninth in the ASU single-season record books and has recorded 37 multi-hit games and leads the Pac-10 in hitting with a .424 batting average heading into the regular-season finale this weekend against rival Arizona. The Player of the Week honor is the first for Pedroia in his career and the 70th selection all-time and fourth in 2003 for Arizona State.

## Close Games:

Arizona State has built up a 47-12 record heading into the final three (3) games of the 2003 regular season. The Sun Devils have lost straight games this year only two times and have suffered a number of close losses this year. Of the Devils 12 setbacks this year, five have come by one run and eight by three or less runs. ASU's eight Pac-10 setbacks have come by way of four one-run games and two, two-run contests.

## Larish Looking to Join 70-70 Club:

Sophomore Jeff Larish leads the Pac-10 with 83 RBI and 69 walks and has been a big reason behind ASU's 47-12 record in 2003. Larish's amazing season also includes 14 double and 15 home runs. Even more amazing is that Larish needs only one more walk to become only the second player in ASU Baseball history to join the 70-70 (RBI-BB) club. Former Sun Devil and major leaguer Alvin Davis, who played first base for the Sun Devils from 1979-82, is the only other member of that club after recording 91 RBI and a single-season school record 87 walks in 1982.

## A Nice Way To Rebound:

With an overall 47-12 record heading into the Arizona series, the Sun Devils have only lost back-to-back games two times this year. After nine of their 12 losses, the Devils have responded by winning the next game.

## ASU HEAD COACH

## Pat Murphy



Since inheriting the Sun Devil program in August of 1994, Arizona State Baseball Head Coach Pat Murphy has carefully nurtured the tradition of excellence in Tempe, at the same time establishing himself as one of the top collegiate head coaches in the nation. He has guided Arizona State to top-12 national rankings in three of the past five years, including an appearance in the 1998 College World Series national championship game. Murphy is 353-176-1 in his ninth season in Tempe and posts an all-time 24-18 record in NCAA Tournament action. With a career 726-347-4 record in 19 seasons as a head coach, Murphy is the winningest active baseball coach under the age of 45 at any collegiate level. Murphy recorded his 600th career Division 1 victory in 2002 and recorded his 700th career coaching victory (all levels) with a 14-8 come-from-behind win over No. 11 Notre Dame (2/23). ASU has been in 75 straight national polls under Murphy.

## Month by Month at ASU:

January .....	40-4
February .....	88-32
March .....	88-59-1
April .....	86-49
May .....	49-30
June .....	2-3

## Pat Murphy at ASU

Record at ASU .....	353-176-1
Pac-10 .....	132-104
Non-Conference .....	221-72-1
NCAA Tournament .....	15-10

Opening Day Record .....	7-1
Earliest Start .....	Jan. 15, 1999 (Utah)
Latest Start .....	Feb. 2, 1996 (LMU)

## Pat Murphy Year-by-Year

**Career Record:** 726-347-4/18th season  
**Division I Record:** 671-292-2  
**Arizona State Record:** 353-176-1/9th season

Year	School	Overall
2003	Arizona State	47-12
2002	Arizona State	37-21
2001	Arizona State	37-20-1
2000	Arizona State	44-15
1999	Arizona State	39-21
1998	Arizona State	41-23
1997	Arizona State	39-22
1996	Arizona State	35-21
1995	Arizona State	34-21
1994	Notre Dame	46-16
1993	Notre Dame	46-16
1992	Notre Dame	48-15
1991	Notre Dame	45-16
1990	Notre Dame	46-12
1989	Notre Dame	48-19-1
1988	Notre Dame	39-22
1987	Claremont-Mudd Scripps	21-18-1
1986	Claremont-Mudd Scripps	24-16
1983	Maryville (Tenn.)	10-21-1



# Sun Devil Baseball 2003

## The .400 Club

Player	Avg.	Year
Paul Lo Duca	.446	1993
Mark Ernster	.439	1999
Roger Schmuck	.434	1971
Hubie Brooks	.432	1978
Dustin Pedroia	.424	2003
Mike Soddors	.424	1981
Dan McKinley	.423	1997
Chris Bando	.415	1978
Willie Bloomquist	.414	1998
Casey Myers	.412	2000
Bob Horner	.412	1978
Kevin Romine	.410	1981
Kevin Romine	.406	1982
Ken Landreaux	.406	1976
Oddibe McDowell	.405	1984
Andrew Beinbrink	.402	1999

## The 100 Hit Club

Player	Hits	Year
Paul Lo Duca	129	1993
Hubie Brooks	126	1978
Kevin Romine	121	1982
Ken Landreaux	119	1976
Oddibe McDowell	117	1984
Mike Soddors	114	1981
Dan McKinley	113	1997
Willie Bloomquist	109	1998
Dustin Pedroia	108	2003
Fernando Viña	108	1990
Kevin Higgins	108	1988
Chris Bando	107	1978
Bob Pate	106	1976
Jacob Cruz	105	1994
Antone Williamson	104	1993
Anthony Manahan	104	1990
Steve Willis	104	1988
Kevin Romine	102	1981
Bob Horner	102	1977
Alan Bannister	101	1972
Willie Bloomquist	100	1999
Mike Colbern	100	1976

## HR by Teammates

(1990-2003)

Players	HR	Year
Myers/Jones	18/27: 45	2000
Austin/Kelly	17/21: 38	1990
Shores/Cruz	21/15: 36	1994
Cady/Lo Duca	19/14: 33	1993
Larish/West	15/16: 31	2003

## Lowest Team ERA

(Aluminum Bat Era)

Year	ERA	Record
1975	2.35	61-13
1976	3.26	65-10
2003	3.40	47-12*
1977	3.44	57-12
1990	3.48	52-16
1982	3.68	58-15
1989	3.68	42-19
1988	3.86	60-13
1974	3.98	39-24

\*currently lowest team ERA since ASU joined the Pac-10 in 1979.



## Pedroia Sets School and Pac-10 Doubles Record:

With three doubles on the recent road trip to Oregon State and Washington, sophomore Dustin Pedroia set the ASU and Pac-10 single-season record with 32 doubles of the year. He tied the record of 30 set by Chris Bando in 1978 in Monday's series opener vs. OSU (5/12) and broke the record with a first-inning double on Tuesday (5/13). Pedroia broke the Pac-10 record of 31 set by Washington State's Mike Kinkade in 1994 vs. Washington (5/18) with a shot down the left field line. Pedroia is the NCAA leader with his average of 0.54 doubles per game and is now only four doubles off the NCAA record of 36 doubles in a season.

### ASU Single Season Doubles:

1. <b>Dustin Pedroia, 2003</b> .....	32
2. Chris Bando, 1978 .....	30
3. Antone Williamson, 1993 .....	29
Steve Willis, 1988 .....	29
5. Clay Westlake, 1976 .....	26

### Pac-10 Single-Season Doubles

1. <b>Dustin Pedroia, ASU (2003)</b> ..	32
2. Mike Kinkade, WSU (1994) ...	31

### NCAA Single-Season Doubles (last):

1. Brad Hawpe, LSU (2000) .....	36
---------------------------------	----

## All-Time Series vs. Arizona:

Arizona State will play its traditional rival, the University of Arizona, this weekend in a three-game series at Packard Stadium. The Sun Devils and Wildcats have met 400 prior times dating back to the start of ASU baseball in 1907. Arizona leads the all-time series (1907-P) 219-181, but the Sun Devils hold a 158-102 edge since the Sun Devil Baseball program became a varsity sport in 1959. The two schools have combined for eight national championships, with ASU winning five and Arizona winning three. Since Pat Murphy took over the ASU program in 1995 the Sun Devils are 27-15 against the Wildcats, including a 14-7 record at Packard Stadium. Arizona has never won a season series against ASU since 1995 and last won a three-game series from the Devils in 1999.

## Last Time vs. Arizona at Packard Stadium:

ASU is 14-7 against Arizona at Packard Stadium dating back to 1995 and took two of three in the last series played in Tempe in 2001. ASU won the opener 7-4 with Mike Esposito picking up the win throwing six strong innings. Brooks Conrad was the hitting hero with two home runs and three runs scored. Arizona battled back with a 3-1 win in the second game behind a strong pitching performance from Sean Rierson (7.2 IP, 7 H, 1 R). The Devils then took the rubber match of the series 6-5 when Mike Lopez plated the winning run on a sacrifice fly in the bottom of the ninth inning with the bases loaded.

## Last Time They Were Both Ranked:

The last time Arizona and Arizona State faced each other when both teams were ranked was back in 2000. ASU was ranked No. 15 and Arizona No. 25 when the teams met in a non-conference series at Packard Stadium (Mar. 3-5). The Sun Devils easily handed the Wildcats a series sweep, combining to beat them 55-18, including a 32-3 victory in the second game of the series.

## Arizona State Career Stats vs. Arizona Wildcats:

Player	Avg.	G	AB	R	H	RBI	2B	3B	HR	SB
Pedroia	.462	3	13	1	6	2	1	0	0	0
Ethier	.417	3	12	5	5	5	1	0	1	0
Wyrick	.371	10	35	9	13	9	2	0	0	1
Walsh	.357	6	14	2	5	1	0	0	0	0
Allen	.250	6	24	1	6	4	1	0	1	0
Larish	.200	2	5	1	1	0	0	0	0	0
McKenna	.200	3	5	0	1	0	0	0	0	0
West	.200	6	20	4	4	2	2	0	0	0
Garrabrants	.167	4	12	3	2	0	0	0	0	1
Bocchi	.143	3	7	1	1	0	1	0	0	0
Cadena	.000	2	2	0	0	0	0	0	0	0
Gosewisch	.000	2	2	0	0	0	0	0	0	0

Player	ERA	W-L	SV	G	IP	H	R	ER	BB	SO
Arguello	0.00	0-0	0	1	1.0	1	0	0	0	0
Schroyer	0.00	0-0	2	2	3.0	1	0	0	1	4
Sopko	0.00	1-0	0	1	2.0	1	0	0	1	1
Klusman	5.63	0-0	0	4	8.0	8	6	5	3	7
Kartler	8.59	0-1	0	3	7.1	9	8	7	7	11
Perrault	9.00	0-0	0	1	1.0	2	1	1	0	0
McClellan	9.82	0-0	0	1	3.2	4	4	4	5	1
Liebeck	15.75	0-0	0	2	4.0	6	7	7	4	4

## Buck, Larish and Pedroia Invited To USA Baseball Trials:

Arizona State Baseball players Travis Buck, Jeff Larish and Dustin Pedroia have been invited to the 2003 USA Baseball National Team Trials, to be held in Tucson, Ariz., from June 21-27. Buck, Larish and Pedroia were part of a selection show Thursday where 18 more players were invited to the Team USA Trials. One more wave of 10 invitees will be announced before the trials begin in June at Hi Corbett Field. Pedroia and Georgia Tech's Eric Patterson were selected after both playing for Team USA last summer. Phillip Humber (Rice) and Huston Street (Texas) also played in 2002 for Team USA and were part of the first wave of selections last month. Georgia Tech and ASU each had three players selected for the trials during the second wave. Buck, Larish and Pedroia are looking to become the latest in a long line of Sun Devils who have played for the USA Baseball National Team. ASU has sent five players to the national team in the last five years and eight total players since 1984. In recent years Willie Bloomquist (1998), Jon Switzer (2000), Casey Myers (2000), Mike Esposito (2001) and Pedroia (2002) have donned the Red, White and Blue for USA Baseball.





# Sun Devil Baseball 2003

## Scoring at Will:

Arizona State heads into the Arizona series ranked fourth in the nation averaging 10.03 runs per game and has scored 10 or more runs in 30 of its 59 games (51%). The Devils have also scored 20 or more runs in three games this season and as a team are also ranked second in the nation (first in Pac-10) hitting .349. Even though the Devils are leading the Pac-10 in scoring, ASU as struggled in the last six games averaging 7.16 runs per game and overall is averaging 9.19 runs per game in 21 Pac-10 contests. The 10.03 runs per game average is currently the fourth best during 45 years of ASU varsity baseball history. With 30 games of scoring 10 or more runs, ASU trails only the 2000 (31) and 1999 (31) squads for the most games with double-digits in runs since the 1993 season (30).

## Nick Walsh on a Tear:

Junior utility player Nick Walsh has one goal in mind when he steps in the batters box... get on base. Walsh, a native of Alamo, Calif., was struggling up to the Cal series hitting only .238 (10-for-42) while playing in 32 games and making only five starts. But then he was inserted into the leadoff spot vs. the Golden Bears and finished the series 6-for-8 (.750) and since that series has been on a tear going 23-for-52 (.442) to raise his season average 113 points to .351. He had a career-best game vs. Washington State (4/27) in which he went 6-for-6 with three doubles, seven RBI, five runs scored and recorded six different run-scoring hits. The three doubles, six hits and five runs scored were each one off the single-game ASU record and his seven RBI were two away from the school record. He is currently ranked ninth in the Pac-10 with a .470 on-base percentage and leads all players with a .434 average in Pac-10 play.

### Walsh's Statistics Before April 13:

Avg.	GP-GS	AB	R	H	2B	3B	RBI	OB%
.238	32-5	42	13	10	1	0	5	.407

### Walsh's Statistics After April 13:

Avg.	GP-GS	AB	R	H	2B	3B	RBI	OB%
.442	15-13	52	14	23	5	1	14	.525

## Pedroia Makes Case For Pac-10 Player of the Year:

Sophomore shortstop Dustin Pedroia (Woodland, Calif.) has been the spark plug to ASU's early season success and an integral part to ASU's 47-12 record. ASU's only player to play and start in all 59 games, Pedroia currently leads the Pac-10 in hitting at .424 (108-for-255) with 32 doubles, four home runs and 48 RBI. He also leads the conference in hits (108), doubles (32) and leads ASU with 38 extra base hits. In 21 Pac-10 contests Pedroia is hitting .423 (41-for-97) with 10 doubles and 16 RBI. He has also recorded 37 multi-hit games to pace the ASU offense. With his 108 hits Pedroia has become only the 22nd Sun Devil in school history to surpass the 100-hit plateau and the first since Willie Bloomquist in 1999. The 108 hits are currently tied for ninth in ASU single-season history. His .424 average is currently tied for fifth in the ASU record books and his .387 career average currently ranks seventh. In a rare performance, Pedroia went 0-for-5 with two strikeouts in ASU's 4-2 win over LBSU (2/2) to have his career-long 22-game hitting streak come to a halt. The streak, which spanned 11 games each at the end of 2002 and 11 games to begin 2003, fell just two games off the top six in ASU Baseball history. It is the longest streak since current Houston Astros prospect Brooks Conrad had a 21-game streak in 2000. During the streak Pedroia combined to hit .390 (41x105). He also had streaks of 17, 13 and 12 games this year to combined for four separate hitting streak of 10 or more games. Pedroia now has a hit in 66 of his last 70 games dating back to the end of last year, including hits in all but four games this year (55 of 59). In his two years as a Sun Devil he already has 190 hits, 45 of which are doubles, and has never missed a start in 117 consecutive games. In the field Pedroia has also been the rock to ASU's solid .972 team fielding percentage. The slick fielding shortstop has committed only eight errors in 274 total chances for a .971 fielding percentage and not made an error in 17 straight games. Pedroia is ASU's leading hitter with runners in scoring position, going 39-for-77 (.506) with nine doubles and 44 RBI.

## Pedroia Proves to be Sparkplug:

Pedroia has ignited several ASU scoring rallies this year as is evident by his .538 (56x104) average as a leadoff hitter (inning and game). The percentage marks the amount of times he has reached base to either lead off the game or an inning for the Devils. All told, Pedroia has batted leadoff in 54 of ASU's 59 games this year with the Devils going 45-9 when his name is penciled in first on the lineup card. Amazingly, Pedroia has reached base safely in 29 of those games to lead off the game for the Devils, with 23 hits (nine extra base hits, 1 HR) and has scored ASU's first run in 18 of those games.

## West, Ethier and Gosewisch Streaking:

Heading into the Arizona series this weekend, Jeremy West and Andre Ethier have hitting streaks of 10 or more games. West is currently riding a career-high 15-game streak dating back to April 2 when he went 2-for-3 vs. New Mexico. During the streak West has combined to go 28-for-61 (.459) with 12 runs scored, seven home runs and 24 RBI. Ethier is also in the midst of a career-high streak, spanning 14 games dating back to April 17 vs. UCLA. Ethier has combined to go 27-for-63 (.429) during the streak with 17 RBI, four home runs and two doubles. While not riding a hitting streak of 10 or more games, sophomore catcher Tuffy Gosewisch has put together a current six-game streak that is the longest of his career. Here is a look at how all three players have fared during their respective hitting streaks:

Player	Current Streak	Statistics During Streak
Jeremy West	15 Games	.459, 28-for-61, 12 R, 24 RBI, 2 2B, 7 HR
Andre Ethier	14 Games	.429, 27-for-63, 19 R, 17 RBI, 2 2B, 4 HR
Tuffy Gosewisch	6 Games	.364, 8-for-22, 7 R, 6 RBI, 3 2B, 1 HR

## 2003 Statistical Comparison

Category	ASU	ARIZ
Games	59	53
Record	47-12	35-18
Average	.349	.334
Runs	592	510
Hits	749	655
2B	143	118
3B	19	48
HR	70	71
SB	64	139
ERA	3.40	4.57
SO	469	389
BB	206	181

## Devils in the Polls...

	BA	SW	CB	NCBWA
PS	8	9	12	10
2/3	--	--	9	9
2/10	5	6	7	7
2/17	5	4	5	6
2/24	4	2	4	4
3/3	4	3	4	4
3/10	3	1	1	3
3/17	3	1	1	2
3/24	3	2	4	3
3/31	7	3	5	4
4/7	7	4	6	5
4/14	6	4	6	4
4/21	11	5	7	6
4/28	8	4	4	4
5/5	6	3	4	3
5/12	6	3	4	3
5/19	6	4	4	3

## ASU Quick Facts/Notes

### Arizona State Postseason History

NCAA Appearances	26
NCAA Record	124-51 (.709)
CWS Appearances	18
National Championships	5
CWS Runner-Up Finishes	5
Last CWS Appearance	1998 (2nd)
College World Series Record	55-30 (.647)
Regional Titles	12

### Baseball History

All-Time Record	2,310-1,127-6
Early Record	333-338-5
Modern Record	1,977-789-1
Packard Stadium	815-235-1 (29)
Best Record All-Time	59-8 (1973)
School Record Wins in a Season	65 ('76)

### Media Relations Information

Baseball Contact	Jeff Evans
Evans' E-Mail	jeff.evans@asu.edu
Evans' Direct Line	(480) 965-6594
Phone	(480) 965-6592
Fax	(480) 965-5408
Press Box Phone	(480) 727-7253
Website	www.TheSunDevils.com
Evans' Record at ASU	121-53-1

## The Pedroia Record Watch

### Career Batting Average:

1. Kevin Romine (1981-82)	408
2. Hubie Brooks (1977-78)	396
3. Willie Bloomquist (1997-99)	394
4. Mike Sodders (1980-81)	389
5. Dan McKinley (1995-97)	389
6. Chris Bando (1975-78)	388
7. <b>Dustin Pedroia (2002-P)</b>	<b>387</b>
8. Bob Horner (1976-78)	384
Casey Myers (1998-2001)	384
10. Roger Schmuck (1970-71)	381
11. Oddibe McDowell (1983-84)	380

### Single Season Doubles:

1. <b>Dustin Pedroia, 2003</b>	<b>32</b>
2. Chris Bando, 1978	30
Antone Williamson, 1993	29
Steve Willis, 1988	29
5. Clay Westlake, 1976	26



# Sun Devil Baseball 2003

## Inside the Numbers

<b>2</b>	Times ASU has hosted an NCAA Regional in last three years.
<b>5</b>	NCAA National Championships won by the Sun Devils.
<b>7</b>	Consecutive hits by Junior OF Andre Ethier over two games vs. Hawaii-Hilo.
<b>8</b>	Consecutive K's by senior Beau Vaughan vs. UHH (1/17) to ranks second in ASU record books.
<b>8</b>	Number of Sun Devils who have played for USA Baseball National Team since 1984.
<b>11</b>	Preseason Baseball America top 50 Teams ASU will play in '03.
<b>15</b>	Career saves by junior closer Ryan Schroyer which is tied for fifth in ASU's career record books.
<b>16</b>	Players on the 2003 squad that have been drafted by MLB.
<b>18</b>	Number of times ASU has played in the College World Series.
<b>35</b>	Number of career home runs by junior DH/C Jeremy West.
<b>75</b>	Consecutive polls ASU has been ranked in at least one national poll.
<b>78</b>	Number of former Sun Devils who have played in Major League Baseball.
<b>83</b>	Number of RBI by first baseman Jeff Larish in 2003.
<b>190</b>	Number of career hits by So. Shortstop Dustin Pedroia.
<b>353</b>	Number of wins in head coach Pat Murphy's nine seasons as the skipper of the Sun Devils.
<b>413</b>	Career at-bat in which senior Dennis Wyrick hit his first home run as a Sun Devil.
<b>492</b>	ASU's active NCAA record consecutive games scoring streak dating back to 1995.
<b>1,188</b>	Number of combined MLB home runs by former Devils Barry Bonds and Reggie Jackson.

## The Return of Jeremy West:

Junior designated hitter Jeremy West has slowly but surely returned to his 2002 form in which he led the Pac-10 with 71 RBI and earned first-team all-conference honors. Riding a current 15-game hitting streak, West has gone 28-for-61 (.459) during that stretch with seven home runs and 24 RBI to raise his season average to .358 (59-for-165). Over his last 28 games, West has raised his season average from .280 to .358 going 39-for-93 (.419) with 34 RBI. In his last 11 games he has hit seven home runs, including his third multi-homer game of the season vs. UC Irvine (5/6). He recorded a career-best weekend vs. Washington State in which he earned his fourth career Pac-10 Player of the Week award. In the three-game set vs. the Cougars, West combined to go 9-for-16 (.562) with five home runs, seven runs scored and 13 RBI. He homered in all three games (extending his consecutive games homer streak vs. WSU to six games), including hitting a walk-off two-run homer in the 10th inning in Saturday's 5-3 victory and belting an ASU single-game record tying three on Sunday. Going 5-for-7 in the series finale, West tied the single-game home run mark with a two-run, three-run and grand slam home run and also equaled the school record with nine RBI. For the season, West now has 16 home runs to lead the team, including a trio of multi-home run games, and with 35 career homers is now tied for 10th in the ASU career record books. His .649 career slugging percentage also ranks fifth in ASU history heading into the Washington series this weekend.

## Best Slugging Percentage (min. 250 at-bats)

	<b>G</b>	<b>AB</b>	<b>H</b>	<b>TB</b>	<b>SLG%</b>
1. Mitch Jones (1999-2000)	109	405	141	296	.731
2. Bob Horner (1976-78)	186	683	262	492	.720
3. Rick Morris (1985-86)	126	477	178	325	.681
4. Roger Schmuck (1970-71)	112	420	160	273	.650
5. Todd Brown (1983-85)	119	452	160	292	.646
6. Oddibe McDowell (1983-84)	141	550	209	354	.644
7. Jeremy West (2001-P)	159	513	176	329	.641

## ASU Career Home Runs

1. Bob Horner (1976-78)	56
2. Mike Kelly (1989-91)	46
3. Barry Bonds (1983-85)	45
4. Dan Rumsey (1986-89)	44
5. Andrew Beinbrink (1996-99)	40
6. Casey Myers (1998-2001)	39
7. Mitch Jones (1999-2000)	38
8. Ted Dyson (1983-87)	36
Mike Soddors (1980-81)	36
10. Rick Morris (1985-86)	35
Ken Landreaux (1974-76)	35
Jeremy West (2001-P)	35

## Production at First Base:

The first base position has proven to be ASU's big run producer this year with Jeff Larish, Mike Guerrero and Jeremy West combining to torture opposing teams. In ASU's 59 games, Larish has played in 52 games, Guerrero in 14 games and West in one game at first base. The trio when playing the position have combined to go 89-for-228 (.390) with 23 doubles, 17 home runs and 94 RBI.

## McClellan Mows Them Down:

Senior right-handed reliever Robbie McClellan has emerged as one of ASU's best pitchers after enduring some struggles earlier in the season. McClellan, who entered the year as the Pac-10's leading strikeout pitcher after recording 91 as a junior in 2002, is 7-0 this year with a 3.52 ERA. Pitching in 24 games, McClellan has made four starts going 2-0 with a 2.81 ERA and is 5-0 with a 3.82 ERA out of the bullpen. He has come on strong as of late going 2-0 with a 1.42 ERA in his last six outings (12.2 IP).

## Sun Devils Record Best Start in School History:

Arizona State's 28-1 start to the season goes down in the record books as the best start in school history. The 28-1 record includes an 11-game winning streak to start the season before a loss at nationally ranked Long Beach State (Jan. 31) and a 19-game win streak up until suffering a 6-5 loss to Oklahoma (3/14). During the 28-1 start to the season ASU's pitchers posted an impressive 3.11 ERA and the hitters combined for a .360 team batting average. Here is a look at ASU's best starts in school history:

<b>Year</b>	<b>Start</b>	<b>Final Record</b>
2003	28-1	???
1972	23-1	64-6
1978	17-1	56-12
1988	17-1	60-13

## About the 19-Game Winning Streak:

After starting the year 9-0, ASU suffered its first setback with an 11-5 loss at nationally ranked Long Beach State on Jan. 31. After that loss, ASU went on a 19-game winning streak combining to go 13-0 in February and won the first six games in March before losing 6-5 to No. 30 Oklahoma (3/14). The 19-game winning streak is the longest by an ASU squad since the 1990 team won 23 straight games. Dustin Pedroia led ASU during the streak hitting .432 (35-for-81) with 11 of his Pac-10 leading 28 doubles. As a team the Sun Devils hit at a .344 clip and pitched for an impressive 2.56 ERA.



# Sun Devil Baseball 2003

## Home Run Notes:

Through 59 games of the 2003 season the Sun Devils have nearly doubled their entire season total from 2002 with 70 home runs. ASU has hit 49 of those home runs at Packard Stadium and 21 in its 25 road or neutral site games. Of the 34 games played at Packard Stadium the Devils have hit at least one home run in 25 games. A total of 12 different players have hit at least one home run and nine players have two or more home runs. Junior Jeremy West leads the team with 16 round-trippers after hitting seven in his last 11 games. Sophomore Jeff Larish is second with 15, including an ASU single-season record of four grand slams. The Devils have homered in 39 of their 59 games (66%), including 20 multi-home run games. The Devils also have 12 grand slams on the season with Larish (4), Steve Garrabrants (2), Jeremy West (2), Rod Allen (2) and freshmen Ryan Bosch and Travis Buck all leaving the yard with the bases loaded to tie the NCAA record. ASU had only one grand slam in 2002 and four in 2001. ASU's home run breakdown includes 18 solo shots, 25 two-run homers, 15 three-run home runs and 12 grand slams to account for 27% of the total run production in 2003 (161 runs). Listed below are ASU's home run totals since the NCAA adopted the current bat rules for the 1999 season.

Year	Games	HR	HR Per Game
1999	60	67	1.12
2000	59	86	1.46
2001	58	33	0.57
2002	58	38	0.66
2003	59	70	1.19

## The Jeff Larish Watch:

Sophomore first baseman Jeff Larish started off with a bang in 2003 hitting 11 home runs in his first 29 games. Although he has cooled off a little as of late, Larish is still having a banner season hitting .358 (72-for-201) with 15 home runs, 14 doubles and leads the conference with 83 RBI. Larish has recorded at least one hit in 46 of 56 games and one RBI in 39 of 56 games this year. He also leads the conference with 69 walks (1.23 per game) and has an unbelievable on-base percentage of .518. For the season he is slugging .672 and is second on the team with 31 extra base hits. He has connected on four grand slams this year, breaking the single-season school record set by Dave Hudgens in 1977. In addition, he is batting .700 (14x20) with the bases loaded and leads the team with 32 two-out RBI. Larish, who was supposed to redshirt in 2002 but played midway through the season, hit .328 with three home runs in 34 games last year. Drafted in the 32nd round in 2001 by the Chicago Cubs, Larish etched his name in the ASU record books with a memorable game in the series finale vs. San Diego State (1/26). In what turned out to be a 24-9 ASU route, Larish was 3-for-4 and tied the school single-game record with nine RBI. He had a two-run single in the first inning, a two-run home run in the third, a grand slam homer in the fourth and then tied the 13-year-old school record (Tommy Adams) by walking with the bases loaded in the eighth.

## Larish Breaks Single-Season Record With Four Grand Slams:

With his fourth grand slam of the season in the eighth inning of ASU's 17-1 blowout of UCLA on April 19, sophomore Jeff Larish broke the single-season record for grand slams. The previous record of three was set by Dave Hudgens in 1977. Here is a look at Larish's four grand slams this year:

GS	HR #	Game #	Date	Opponent	Pitcher	Inning
1.	5	9	Jan. 26	San Diego State	Coon	4
2.	8	21	Feb. 22	Notre Dame	Ogilvie	5
3.	9	23	Feb. 28	Penn State	Stidfole	4
4.	14	48	Apr. 19	UCLA	Miltenberger	8

## ASU in NCAA National Rankings:

The NCAA releases the national statistical rankings each Tuesday and the Sun Devils are listed among the national leaders. NCAA statistics are based on per game averaged to offset the different number of games played by each school. Below is a look at where ASU ranks in the NCAA as of May 22 (pre Arizona):

Team Stats	Rank	Actual	National Leader	Actual
Batting Average	2	0.349	Southern U.	0.36
Earned Run Average	16	3.40	VCU	2.47
Fielding Percentage	14	.972	LBSU	.982
Scoring	4	10.03	Southern U.	10.6
W-L Pct	4	.797	Southern U.	0.896

Individual Stats	Player	Rank	Actual	National Leader	Actual
Batting Average	Dustin Pedroia	13	0.424	Rickie Weeks, So.U	0.493
Runs Batted In Per Game	Jeff Larish	6	1.48	Billy Becher, NMSU	1.95
Doubles Per Game	Dustin Pedroia	1	0.54	Dustin Pedroia, ASU	0.54
Strikeouts Per Nine Innings	Beau Vaughan	28	10.6	Ryan Wagner, Houston	16.9

## Nine RBI:

Twice this year two Sun Devils have tied the ASU single-season record with nine RBI in a single game. Sophomore Jeff Larish was the first to do it in a 24-9 win over San Diego State (1/26). Larish accomplished the nine RBI with a two-run single, two-run home run, a grand slam home run and a bases loaded walk. Junior Jeremy West also had nine RBI in his record setting game vs. Washington State (4/27) in which he went 5-for-7 with three home runs. West recorded his nine RBI with a two-run homer, a three-run homer and a grand slam. The only other Sun Devil to record nine RBI in a game was Tommy Adams on May 2, 1990 vs. UNLV.

## How ASU Ranks In the Pac-10

### Team Offensive Rankings:

Avg.	349	1st
Runs	592	1st
Hits	749	1st
Doubles	143	1st
Triples	19	3rd
Home Runs	70	3rd
RBI	548	1st
OB %	451	1st
SLG %	531	2nd
FLD %	972	2nd

### Team Pitching Rankings:

ERA	3.40	1st
Strikeouts	469	1st
Wins	47	1st
Saves	7	t-7th
Opposing Avg.	.52	2nd
Innings Pitched	523.2	1st
Walks	206	5th

### Pac-10 Individual Rankings

#### Jeff Larish

Slugging %	.672	8th
On Base %	.518	2nd
Runs	71	1st
RBI	83	1st
Home Runs	15	4th
Total Bases	135	5th
Walks	69	1st

#### Dustin Pedroia

Batting	.424	1st
Hits	108	1st
Doubles	32	1st
At Bats	255	1st
Total Bases	156	1st
On Base %	.492	5th
Runs	69	t-2nd
Walks	32	6th

#### Steve Garrabrants

RBI	53	8th
Doubles	16	t-8th
Stolen Bases	23	2nd

#### Nick Walsh

On Base %	.470	9th
-----------	------	-----

#### Travis Buck

Hits	73	10th
Runs	54	9th

#### Andre Ethier

RBI	54	7th
Hits	81	3rd
Walks	44	3rd
On Base %	.475	6th
Runs	62	5th

#### Jeremy West

On Base %	.507	3rd
Slugging %	.685	6th
Home Runs	16	3rd
HBP	12	3rd

#### Erik Averill

ERA	3.82	7th
Wins	7	t-6th

#### Ryan Schroyer

Saves	7	t-4th
Relief Appearances	26	2nd
Games Finished	22	1st

#### Jered Liebeck

ERA	2.68	1st
Wins	7	t-6th

#### Ben Thurmond

ERA	2.87	2nd
-----	------	-----

#### Beau Vaughan

Strikeouts	95	2nd
------------	----	-----

stats as of 5/21/03



# Sun Devil Baseball 2003

## Pedroia Named To Initial Watch List For Golden Spikes Award:

Arizona State sophomore shortstop Dustin Pedroia was included among 25 players named to the initial watch list for the 2003 Golden Spikes Award, given annually to the nation's top amateur baseball player. The 2002 Team USA member was one of only two Pac-10 players to be named to the initial watch list (Carlos Quentin, Stanford). The five finalists were named this week without Pedroia making the final cut. Arizona State has a long tradition of Golden Spikes Award winners as three past Sun Devils have won the award. Bob Horner (1978), Oddibe McDowell (1984) and Mike Kelly (1991) have all won the award. Only Florida State and Cal State Fullerton have matched ASU's legacy also with three winners of the annual Golden Spikes Award.

## Beau is No "Wild Thing" Vaughan:

One of ASU's most valuable pitchers this year comes in the form of a senior transfer who virtually had no success at any of the other three colleges he played for. Hard-throwing right-hander Beau Vaughan has blossomed under the tutelage of pitching coach Chris Sinacori and leads the team with eight wins and is second in the Pac-10 95 strikeouts. After starring at Mountain Ridge High School in Glendale, Vaughan played at Phoenix College, South Mountain Community College and last year at New Orleans where he was only 1-0 with an 8.84 ERA in 19.1 innings pitched. As a Sun Devil Vaughan, who played in high school with teammate Jered Liebeck, has been stellar in both relief and as a starter. He is 5-2 with a 4.21 ERA out of the bullpen and is 3-3 with a 4.43 ERA as a starter. In his second appearance of the year back on Jan. 17 vs. Hawaii-Hilo, Vaughan registered eight straight strikeouts for the second most in ASU pitching history.

## Recapping April:

The Sun Devils capped off one of the programs most successful Aprils in recent years with a 9-4 win over Oklahoma (4/30) at Bricktown Ballpark in Oklahoma City. ASU finished the month with a 9-3 record, including going 7-2 in Pac-10 play. Junior slugger Jeremy West paced the ASU offense hitting .545 (18-for-33) in the month with five home runs and 17 RBI. Junior Nick Walsh made sure his name will be penciled into the lineup on a regular basis going 19-for-39 (.487) in 11 games in April with five doubles and 13 RBI. As a team the Devils hit .358 with 22 doubles, five triples and 19 home runs. The pitchers continued their success in 2003 by maintaining an impressive 2.87 ERA in the 12 games. Senior Ben Thurmond went 2-0 with a 0.64 ERA in three games and 14.0 IP in April.

## Leaders of the Pac:

Through 59 games the Sun Devils continue to lead the Pac-10 in several key offensive and defensive statistical categories. The offense paces the league hitting .349, with Dustin Pedroia (.424) ranked first, Frank Mesa (.378) ranked eighth and Andre Ethier (.362) ranked ninth. The Devils are also first in runs scored (592), hits (749), doubles (143) RBI (548), on-base percentage (.451) and third with 70 home runs. ASU's pitchers have dominated thus far leading second place Stanford by nearly a full point with a 3.40 team ERA. The Devils also rank second in the conference with a team .972 fielding percentage.

## Freshman Records About To Go Down:

Freshman Travis Buck and Erik Averill are making a serious dent in the ASU freshman record books as the regular season winds down. Averill is already tied for ninth with his seven wins, 10th in ERA (3.82), and 10th with 46 strikeouts. Buck is ranked third with 73 hits, tied for fifth with 13 doubles and second with 54 runs scored.

## Double Vision:

ASU has recorded a Pac-10 best 143 doubles on the year (2.42 per game average). Sophomore shortstop Dustin Pedroia leads the team and Pac-10 with a school and league record 32. Junior Steve Garrabrants is second on the team with 16. The team record for doubles in a season is 185 set in 1988, while the individual season record was previously 30 by Chris Bando in 1978.

## National Players of the Week:

Two Sun Devils have earned national player of the week honors this year. Senior RHP Jered Liebeck earned national acclaim after his complete-game, three-hit shutout against nationally ranked Long Beach State

on Feb. 1. He was named the *Collegiate Baseball* and NCBWA pitcher of the week for his performance. Junior designated hitter Jeremy West earned Pac-10 Player of the Week and *Collegiate Baseball* and CollegeBaseballInsider.com national player of the week after hitting five home runs in three games against Washington State (4/25-27). Freshman Travis Buck also earned CBI's western regional player of the week honor after his impressive series vs. USC (3/28-30).

## Kartler Knows His Role:

Senior left-handed pitcher Bryce Kartler knows he has a role of coming in and getting one or two hitters out and he has succeeded greatly in that role. Making 20 pitching appearances this year, Kartler has pitched in 18.0 innings and has maintained a 5.50 ERA. While his ERA is one of the highest on the team, if you were to take away his first two relief appearances of the year against San Diego State (Jan. 24, Jan. 26) where he gave up nine runs in two-thirds of an inning, Kartler would have a 1.04 ERA giving up only two earned runs in 17.1 innings.

## Travis Buck Hits For The Cycle:

Freshman outfielder Travis Buck went 5-for-5 with even RBI and hit for the cycle in ASU's 19-0 win over Southern Utah (3/7). He became only the seventh Sun Devil in recorded history to record the elusive cycle and became the first freshman in Pac-10 history to hit for the cycle. Buck capped his perfect night with a grand slam home run as part of an eight-run sixth inning to become ASU's first player to hit for the cycle since Mitch Jones on May 21, 2000 at Arizona. Buck, ASU's normal starting left fielder who was making only his second start in right field, had a single in the first, a double in the third and a triple in the fifth before connecting on his second home run of the year for the cycle. He also added a run-scoring single in the fourth and tied a career high with two stolen bases. For the season Buck, who was named the Pac-10 Player of the Week after going 8-for-11 (.727) vs. USC, is hitting .349 (73-for-209) with 13 doubles and four home runs. Below is a list of ASU player who have hit for the cycle:

<b>Travis Buck</b>	<b>March 7, 2003 vs. Southern Utah</b>
Mitch Jones	May 21, 2000 vs. Arizona
Dan McKinley	April 1, 1997 vs. Grand Canyon
Antone Williamson	May 27, 1993 vs. George Mason
Kevin Higgins	May 1, 1988 vs. UCLA
Todd Brown	March 18, 1984 vs. USC
Paul Ray Powell	March 21, 1969 vs. Michigan

## Schroyer Ranks Fifth in ASU History With 15 Career Saves:

Junior closer Ryan Schroyer has been nearly unstoppable in 2003 out of the bullpen. The hard-throwing right-hander is 5-2 with seven saves this year and has a 1.49 ERA allowing only seven earned runs in 42.1 innings pitched. The preseason All-American has scattered 35 hits in his 26 outings and has struck out 47 batters. His save over USC (3/30), in which he scattered three hits in 1.2 innings, moved him into fifth place in the ASU career record books with his 15th career save. Since becoming ASU's closer midway through the 2002 season, Schroyer has been dominating going 8-2 with a 1.51 ERA and 15 saves. During that stretch he has 97 strikeouts in 83.1 innings (47 appearances). Schroyer also put together a solid summer going 1-0 with seven saves and a 0.00 ERA to help lead the Alaska Goldpanners to the NBC World Series title. After recording eight (8) as the league's top pitcher (2.37 ERA) in 2002, Schroyer is looking to continue to move up the charts. Here is a look at ASU's top save leaders in school history:

### ASU's Career Saves Leaders:

1. Doug Nurnberg, 1965-67	25
2. Kevin Dukes, 1978-81	20
3. Noah Peery, 1993-94	17
4. Ryan Bradley, 1995-97	16
5. <b>Ryan Schroyer, 2001-P</b>	<b>15</b>

## Pinch Hits:

As a team the Sun Devils are hitting .306 (33-for-108) in pinch-hitting opportunities with four doubles, two triples and three home runs. Junior Rod Allen has been ASU's leading pinch-hitter as of late going 6-for-10 (.600) with nine RBI, two doubles and two grand slam home runs. Senior Dennis Wyrick (.357, 5-for-14), Nick Walsh (.318, 7-for-22) and Mike Guerrero (.348, 8-for-23) have also been solid off the bench for ASU this year.





# Sun Devil Baseball 2003

## The Big Inning:

The Sun Devils have been a scoring machine this year ranking fourth in the nation averaging 10.03 runs per game this year. ASU has also proven to be an explosive team at the plate, recording 139 big innings (2 or more runs). The team has also recorded 32 innings when they score five or more runs and have scored over 10 runs in an inning twice. ASU's biggest run production in a single frame was 12 in the opening game vs. Washington State (4/25).

## Pitching Shutouts:

ASU has already pitched eight shutouts this year, after recording only six in the previous three years. Included in the eight shutouts, of only one is a complete-game shutout by Jered Liebeck, three have come in Pac-10 play. Since the Pac-10 North and Pac-10 South (Six Pac) merged in 1999, the three Pac-10 shutouts are more than the previous four years combined in league play. ASU currently leads the conference with a 3.40 ERA, marking the best staff ERA since ASU joined the Pac-10 in 1979.

## Home Sweet Home:

ASU returns to Packard Stadium in 2003 after playing in Mesa (Hohokam Park) in 2002. The Devils recorded their 800th career victory at Packard Stadium (3/1 vs. PSU) and have an all-time 808-230-1 dating back to 1974. ASU will play 40 of its 62 games in the state of Arizona and 37 at Packard Stadium this year. After playing nine of its first 12 games on the road, the Devils spent nearly the entire months of February and March in the state of Arizona with only three games away from Packard Stadium at the new spring training facility of the Texas Rangers/Kansas City Royals in Surprise. After going 29-10 in designated home games last year, the Devils are 27-7 at home this year now have a combined 160-50-1 (.758) home record in the last five years dating back to 1998. ASU is hitting .351 with 49 home runs in 34 home games and pitching for a 3.43 team ERA on the mound.

## Arizona State in Home Games (1998-2003):

2003:	23-7
2002:	29-10
2001:	25-9-1
2000:	33-8
1999:	27-7
1998:	19-9
<b>Total:</b>	<b>156-50-1</b>

## ASU Continuing To Mix Things Up:

After mixing and matching for 41 different starting batting lineups in 58 games last year, head coach Pat Murphy continues to keep the lineup fresh in 2003. Through the first 53 games of the season the Devils have mixed and matched for 46 different batting lineups and 30 different positional lineups. ASU has used the same batting lineup in four of the last five games, marking the first time this year a lineup has been used more than twice.

## How They Compare To Past Years:

The Sun Devils are 47-12 through 59 games in the 2003 season after recording the best start in school history at 28-1. The 47 are the most by an ASU squad since going 46-20 in 1993. Here is a look at how the Devils have fared in games 50-60 since 1995.

Games	1995	1996	1997	1998	1999	2000	2001	2002	2003
50	33-17	30-20	31-19	33-17	33-17	38-12	33-16-1	31-19	41-9
51	33-18	31-20	32-19	33-18	33-18	39-12	34-16-1	32-19	42-9
52	34-18	32-20	33-19	33-19	34-18	40-12	34-17-1	33-19	43-9
53	34-19	33-20	34-19	33-20	35-18	40-13	35-17-1	34-19	44-9
54	34-20	33-21	34-20	33-21	36-18	41-13	35-18-1	35-19	45-9
55	34-21	34-21	35-20	34-21	36-19	42-13	36-18-1	36-19	45-10
56	35-21	36-20	35-21	37-19	43-13	37-18-1	36-20	---	46-10
57	37-20	35-22	38-19	44-13	37-19-1	37-20	---	---	46-11
58	38-20	36-22	38-20	44-14	37-20-1	37-21	---	---	47-11
59	39-20	37-22	39-20	44-15	---	---	---	---	47-12
60	39-21	38-22	39-21	---	---	---	---	---	---

## Murphy's Teams Know How To Score:

A true icon of the Pat Murphy system is scoring runs. The Sun Devils have done plenty of that since he arrived in 1995. ASU has led the NCAA in scoring in two of the last five years, averaging 11.32 runs per game in 1999 and 10.97 runs per game in 2000. The Devils paced the Pac-10 in 2001, hitting at a .327 clip and averaging 8.26 runs per game to rank 17th in the nation. ASU also led the nation in batting average with a team total of .356 in 1999 and fell just percentage points shy of matching that feat a second year in a row in 2000 with a .346 mark, trailing Stony Brook by one point. During Pat Murphy's nine seasons at ASU, the Sun Devils have been a scoring machine with 4,891 runs in 530 games, averaging 9.23 runs per game and hitting at an overall .331 clip. ASU leads the Pac-10 in hitting again this year at .349 and is averaging 10.03 runs per game. Below is an offensive team breakdown of Murphy's ASU teams:

Year	G	AB	R	H	HR	BA
1995	55	1939	395	595	35	.307
1996	56	2075	552	702	73	.338
1997	61	2252	540	735	56	.326
1998	64	2277	557	723	57	.318
1999	60	2199	679	782	67	.356
2000	59	2134	647	738	86	.346
2001	58	2049	479	669	33	.327
2002	58	1994	450	618	38	.310
2003	59	2146	592	749	70	.349
<b>Totals</b>	<b>530</b>	<b>19,065</b>	<b>4,891</b>	<b>6,311</b>	<b>515</b>	<b>.331</b>

## Pac-10 Baseball

Team	Pac-10	Overall
Stanford *	18-6	38-15
Arizona State	13-8	47-12
Arizona	13-8	35-17
Washington	12-9	37-16
USC	11-10	28-25
UCLA	9-12	26-30
California	10-14	28-27
Oregon State	7-17	23-28
Washington State	6-15	18-35

\* Pac-10 Champion

## Upcoming Pac-10 Games:

### Tue., May 20

Fresno State 6, USC 5

### Wed., May 21

Portland at OREGON STATE, 2 p.m.

### Fri., May 23

\*ARIZONA at ARIZONA STATE, 7 p.m.

Cal Poly SLO at STANFORD, 6 p.m.

\*UCLA at WASHINGTON STATE, 6 p.m.

\*USC at WASHINGTON, 6:30 p.m.

### Sat., May 24

\*ARIZONA at ARIZONA STATE, 7 p.m.

Cal Poly SLO at STANFORD, 1 p.m.

\*UCLA at WASHINGTON STATE, 1 p.m.

\*USC at WASHINGTON, 1 p.m.

### Sun., May 25

\*ARIZONA at ARIZONA STATE, 1 p.m.

Cal Poly SLO at STANFORD, 1 p.m.

\*UCLA at WASHINGTON STATE, noon

\*USC at WASHINGTON, 1 p.m.

## 2003 Pac-10/National Awards

### National Player of the Week

Jered Liebeck, 2/4 (CB, NCBWA)

Jeremy West, 4/28 (CB)

### Pac-10 Player of the Week

Jeremy West, 2/25

Travis Buck, 4/1

Jeremy West, 4/28

Dustin Pedroia, 5/19

### Pac-10 Pitcher of the Week

Jered Liebeck, 2/4

Ryan Schroyer, 2/25

### CollegeBaseballInsider.com

### Regional/National Player of the Week

Travis Buck, 4/2

Jeremy West, 4/29

### Preseason All-Americans

Rod Allen (Baseball America - 3rd team)

Andre Ethier (NCBWA - 3rd team)

Jeremy West (Collegiate Baseball - 3rd team)

Ryan Schroyer (CB - 3rd team, NCBWA - 2nd team)

### Baseball America Midseason All-Americans

Travis Buck, OF (Freshman)

Erik Averill, LHP (Freshman)

Dustin Pedroia, SS (Sophomore)

Jeff Larish, DH (Sophomore)

### Golden Spikes Watch List

Jeff Larish, 1B

Dustin Pedroia, SS

### USA Baseball National Team Trials

Jeff Larish, INF

Dustin Pedroia, SS

Travis Buck, OF/INF



# Sun Devil Baseball 2003

## Media Information:

**Baseball Contact:** Jeff Evans  
**SID Phone:** (480) 965-6592  
**Evans' Direct Line:** (480) 965-6594  
**SID Fax:** (480) 965-5408  
**Evans' E-Mail:** Jeff.Evans@asu.edu  
**Website:** www.TheSunDevils.com  
**Mailing Address:**  
 Carson Center Room 131  
 Media Relations  
 Arizona State University  
 Tempe, AZ 85287-2505

## Interviews:

All interviews with players and the coaching staff need to be cleared through the ASU media relations office and Jeff Evans. If you wish to talk to any Sun Devil player or head coach Pat Murphy, please contact Evans via the above information.

## Media Guides:

Media guides will be available to working press only and can be purchased by fans at home games at Packard Stadium for \$7. Press guides will not be distributed to fans from the press box or the media relations office. The 2003 ASU Baseball Media Guide is also available online at [www.thesundevils.com](http://www.thesundevils.com) in .pdf format.

## Game Notes and Statistics:

Game notes and statistics will be distributed to all working media and scouts on game days at Packard Stadium. Copies will also be made available in the press box. The statistics are for working press, scouts and coaches only. A complete statistical book containing box scores, play-by-play and game notes will also be available in the press box for working media following each home game. All information will be made available to fans and ASU supporters through the school's official athletic website, [www.TheSunDevils.com](http://www.TheSunDevils.com).

## Live Stats:

While only certain games can be accessed by radio either through the internet or in the greater Phoenix area, every home game and selected road games can be tracked through live statistical updates on ASU's official website, [www.TheSunDevils.com](http://www.TheSunDevils.com).



## ASU And Team USA Connections:

Arizona State baseball has had a long-standing tradition of sending players to play for the USA National team during the summers. In a recent poll distributed by USA Baseball, ASU ranked No. 11 as a supplier to the National Team. ASU has had eight players don the Red, White and Blue for Team USA since 1984, with the first being Oddibe McDowell in the 1984 Olympics played at Dodger Stadium in Los Angeles. Jim Austin played for Team USA in 1990 and ASU has had five more players play with Team USA in the last five years. 1999 Pac-10 Player of the Year Willie Bloomquist played in the summer of 1998, 2000-2001 Pac-10 Player of the Year Casey Myers played in the summer of 2000 and was also a member of the Team USA Junior National Team before arriving at ASU in 1998. Current Tampa Bay Devil Ray prospect Jon Switzer was also a member of the 2000 National Team and Mike Esposito was 3-1 with a 1.56 ERA in the summer of 2001. Sophomore Dustin Pedroia played for the National Team last summer and was the starting shortstop until getting hurt near the end of the season. Pedroia, Travis Buck and Jeff Larish have also been invited to USA Baseball National Team Trials this June in Tucson, Ariz. Current Sun Devils Dennis Wyrick and Ryan Schroyer played for the Team USA Junior teams during their respective prep careers.

## Golden Spikes Common At Arizona State:

While Khalil Greene of Clemson was the recipient of the 2002 Golden Spikes award as the nation's top amateur baseball player, it should be noted that three Arizona State players have won the award. In addition to ASU, only Cal State Fullerton and Florida State have won three Golden Spikes Awards. Bob Horner, who was a standout at ASU from 1976-78, won the inaugural award in 1978. Oddibe McDowell, who was a member of the first Team USA baseball team to compete in an Olympics, won the award in 1984. Mike Kelly, who ranks second in ASU history with 46 home runs from 1989-91, won the award in 1991. In all, 12 players that have worn the Maroon and Gold have been named a Player of the Year for college baseball.

## ASU Leader of the Pac When It Comes to Player of the Week:

Arizona State has amassed 46 Pac-10 Pitchers of the Week and 67 Players of the Week since 1981. That total leads all Pac-10 member schools. Senior RHP Jered Liebeck became the first Pac-10 Pitcher of the Week after his complete-game, three-hit shutout of Long Beach State (2/1) and Ryan Schroyer earned his first award on Feb. 25. Junior Jeremy West joined Schroyer as ASU swept the weekly awards on Feb. 25. Andre Etheier and West (twice) were named Pac-10 Players of the Week in 2002, while Robbie McClellan and Mike Esposito earned Pac-10 Pitcher of the Week honors last year.

## Arizona State in Postseason Play:

The Sun Devil baseball program has created a dynasty in college baseball that has been matched by few. With 18 appearances in the College World Series, ASU ranks fifth for the most trips to Omaha. Arizona State has now advanced to the NCAA Tournament in 26 of the program's 44 varsity seasons (dating back to 1959), amassing an incredible 124-51 (.709) record. ASU's five National Championships rank as the second most of any NCAA school. In addition to ASU's five national championships, the Sun Devils have also turned in five second-place teams and three third-place finishes. Arizona State is 15-10 in the NCAA Tournament under ninth-year head coach Pat Murphy. In addition to advancing three straight years, ASU has been left out of the tournament only once (1999) in the last six years and played for the national championship in 1998.

## Postseason Summary:

NCAA Appearances .....	26	Record in District 7 .....	12-1
All-Time NCAA Record .....	124-51	CWS Appearances .....	18
Regional Appearances .....	19	CWS Titles .....	5
Regional Titles .....	12	CWS Runners-up .....	5
Record in Regionals .....	55-18	CWS Third-Place Finishes .....	4
District 7 Appearances .....	6	Record at CWS .....	55-30 (.647)
District 7 Titles .....	6		

## NCAA Tournament Breakdown

NCAA Titles By School		College World Series Wins		NCAA Tournament Wins	
1. USC .....	12	1. USC .....	74	1. Texas .....	178
2. <b>Arizona State</b> .....	5	2. Texas .....	68	2. USC .....	170
Texas .....	5	3. <b>Arizona State</b> .....	55	3. Miami .....	144
4. LSU .....	4	4. Miami .....	43	4. Florida State .....	138
Miami .....	4	5. Oklahoma State .....	38	5. <b>Arizona State</b> .....	124
CWS Appearances		NCAA Tournament Appearances			
1. Texas .....	29	1. Texas .....	46		
2. USC .....	21	2. Florida State .....	40		
3. Oklahoma State .....	19	3. USC .....	35		
Miami .....	19	4. Oklahoma State .....	32		
5. <b>Arizona State</b> .....	18	5. Miami (Fla.) .....	31		
		9. <b>Arizona State</b> .....	26		



# Sun Devil Baseball 2003

## Drafted Devils:

A total of 16 players on the 2003 Arizona State squad have been taken in the Major League Baseball Amateur Draft. Since the inception of the draft in 1965, ASU has had more players chosen (303), more first-round draft picks (21) and more No. 1 picks (3) than any other school in the nation. Both Bryce Kartler and Josh Perrault have been selected twice in the draft, but both times decided to stay and play college baseball. Newcomers Travis Buck, Chris Beatty, Seth Dhaenens, Ben Thurmond and Beau Vaughan have all been selected as well. ASU's three No. 1 picks were Rick Monday (1965), Floyd Bannister (1976) and Bob Horner (1978, Atlanta). No other college has had more than on No. 1 overall selection in the draft.

Player	Year	Team	Round Drafted
Rodney Allen	2000	Reds	34th round
Chris Beatty	2002	Twins	44th round
Travis Buck	2002	Mariners	23rd round
Nick Cadena	2001	Royals	42nd round
Seth Dhaenens	2002	Red Sox	50th round
Andre Ethier	2001	Athletics	37th round
Steve Garabrants	2000	Twins	42nd round
Mike Guerrero	2000	Red Sox	36th round
Bryce Kartler	2001	Cardinals	20th round
	2002	Indians	48th round
Jeff Larish	2001	Cubs	32nd round
Jered Liebeck	1999	Diamondbacks	45th round
Josh Perrault	2000	Diamondbacks	40th round
	2001	Marlins	42nd round
Ryan Schroyer	2000	Tigers	16th round
Ben Thurmond	2002	Cubs	24th round
Beau Vaughan	1999	Twins	39th round
Dennis Wyrick	1999	Tigers	35th round

## Horner Ranks Second As Collegiate Player of the Century:

Former Sun Devil greats Bob Horner and Eddie Bane were honored by *Baseball America* by being placed on the publication's "Team of the Century." Horner, an ASU great under Jim Brock from 1976-78, hit .383 for his career and belted a school record 56 home runs. Horner was listed second on the team behind Oklahoma State slugger Pete Incaviglia (1983-85). Bane, a top pitcher for the Sun Devils from 1971-72, posted a career 40-4 record and a 1.64 ERA. Bane was listed as the ninth best player of the 20th Century by *Baseball America*. The top 10 players of the century were voted on by fans, coaches and baseball writers and are listed below:

1. Pete Incaviglia (Oklahoma State)
2. **Bob Horner (Arizona State)**
3. Robin Ventura (Oklahoma State)
4. Burt Hooten (Texas)
5. Dave Winfield (Minnesota)
6. Phil Stephenson (Wichita State)
7. John G. Olerud (Washington State)
8. J.D. Drew (Florida State)
9. **Eddie Bane (Arizona State)**
10. Derek Tatsuno (Hawai'i)

## 92 Years of Sun Devil Baseball Tradition:

While the history of baseball at Arizona State University goes back all the way to the early 1900's, the school officially began sponsoring varsity baseball in 1959. Prior to 2002, the ASU Baseball Media Guide referred only to those players that played from 1959 to present. ASU now officially recognizes those players, coaches and seasons from 1907-1958. In 91-plus years of baseball at Arizona State, the program has built a legacy matched by few in the college baseball world. With a 2,310-1,127-6 all-time record, Arizona State has advanced to the College World Series 18 times, won five national championships, won six Pac-10 titles, produced 12 Players of the Year and three Golden Spikes Award winners, and has gone to the NCAA Tournament 26 times. Under current head coach Pat Murphy, the Sun Devils have finished in the top 12 in three of the last five years and finished second in the nation in 1998. They have been ranked in at least one top 25 poll for 67 consecutive weeks.

## This is ASU Baseball:

- Only one losing season in modern program history
- 18 College World Series Appearances
- 26 years in the NCAA Tournament
- Six Pac-10 Titles
- Five NCAA Championships
- 12 NCAA National Players of the Year
- Three Golden Spikes Award Winners
- 60 All-Americans
- 2 NCAA Coaches of the Year
- 77 Major League Players
- 21 First-Round Draft Picks
- Finished in top 12 three of past six years
- Four Academic All-Americans in last 4 years
- Eight Team USA Members

## All-Time NCAA Baseball Victories Top 10

School	Seasons	Overall Record
1. Fordham	143	3,145-1,516-40
2. Texas	106	2,710-847-26
3. USC	108	2,664-1,355-44
4. Michigan	135	2,346-1,305-37
5. Stanford	110	2,325-1,465-32
6. Washington State	107	2,282-1,309-17
7. <b>Arizona State</b>	<b>91</b>	<b>2,263-1,115-6</b>
8. Arizona	98	2,238-1,156-21
9. Harvard	134	2,213-1,382-32
10. Clemson	105	2,188-1,211-29

\* Prior to start of 2003 Baseball Season.\*

\*List compiled by NCBWA and University of Minnesota.\*

## Numerical Roster

- 2 Dustin Pedroia, INF
- 3 Javy Lopez, RHP
- 4 Travis Buck, OF
- 5 Dennis Wyrick, 3B
- 6 Seth Dhaenens, INF
- 8 Jeremy West, 1B/DH
- 9 Steve Garabrants, INF
- 10 Rod Allen, OF
- 11 Jeff Larish, 1B/3B
- 12 Ryan Schroyer, RHP
- 14 Andre Ethier, OF
- 15 Robbie McClellan, RHP
- 16 Nick Cadena, OF/C
- 17 Ryan McKenna, OF
- 18 Eric Van Slyke, RHP
- 19 Joel Bocchi, C
- 20 Nick Walsh, OF/2B
- 22 Matt Leaf, RHP
- 26 Beau Vaughan, RHP
- 27 Bryce Kartler, LHP/OF
- 28 Anthony Franco, C/DH
- 30 Mike Guerrero, 1B
- 31 Ryan Bosch, OF
- 32 Frank Mesa, INF
- 38 Josh Perrault, RHP
- 39 Tuffy Gosewisch, C
- 40 Ben Thurmond, RHP
- 41 Mark Sopko, RHP
- 45 Erik Averill, LHP
- 47 Jered Liebeck, RHP
- 48 Carlos Arguello, LHP
- 49 Brett Bordes, LHP
- 51 Justin Ehlers, LHP/OF
- 55 Chris Beatty, LHP
- 59 Aaron Klusman, RHP
- 60 Garrett Schoenberger, C

## Alphabetical Roster

- 10 Rod Allen, OF
- 48 Carlos Arguello, LHP
- 45 Erik Averill, LHP
- 55 Chris Beatty, LHP
- 19 Joel Bocchi, C
- 49 Brett Bordes, LHP
- 31 Ryan Bosch, OF
- 4 Travis Buck, OF
- 16 Nick Cadena, OF/C
- 6 Seth Dhaenens, INF
- 51 Justin Ehlers, LHP/OF
- 14 Andre Ethier, OF
- 28 Anthony Franco, DH
- 9 Steve Garabrants, INF
- 39 Tuffy Gosewisch, C
- 30 Mike Guerrero, 1B
- 27 Bryce Kartler, LHP/OF
- 59 Aaron Klusman, RHP
- 11 Jeff Larish, 1B/3B
- 22 Matt Leaf, RHP
- 47 Jered Liebeck, RHP
- 3 Javy Lopez, RHP
- 15 Robbie McClellan, RHP
- 17 Ryan McKenna, OF
- 32 Frank Mesa, UTL
- 2 Dustin Pedroia, INF
- 38 Josh Perrault, RHP
- 60 Garrett Schoenberger, C
- 12 Ryan Schroyer, RHP
- 41 Mark Sopko, RHP
- 40 Ben Thurmond, RHP
- 18 Eric Van Slyke, RHP
- 26 Beau Vaughan, RHP
- 20 Nick Walsh, OF/2B
- 8 Jeremy West, 1B/DH
- 5 Dennis Wyrick, 3B



# Sun Devil Baseball 2003

## 2002 ASU Hitting Leaders

### Batting Average:

1. Jon Sheaffer .....	.364
2. Andre Ethier .....	.363
3. Jeremy West .....	.356
4. Dustin Pedroia .....	.347
5. Steve Garabrants .....	.337

### Hits:

1. Dustin Pedroia .....	82
2. Jeremy West .....	74
3. Steve Garabrants .....	68

### Runs Scored:

1. Jeremy West .....	55
Steve Garabrants .....	55
3. Dustin Pedroia .....	51
4. Rod Allen .....	46

### RBI:

1. Jeremy West .....	71
2. Rod Allen .....	50
Andre Ethier .....	50
4. Dustin Pedroia .....	45
5. Steve Garabrants .....	33

### Doubles:

1. Jeremy West .....	18
2. Steve Garabrants .....	15
Rod Allen .....	
4. Andre Ethier .....	14

### Triples:

1. Steve Garabrants .....	7
2. Jeremy West .....	4

### Home Runs:

1. Jeremy West .....	13
2. Nick Cadena .....	6
Rod Allen .....	6
4. Andre Ethier .....	4

## 2002 ASU Pitching Leaders

### Earned Run Average:

1. Carlos Arguello .....	2.01
2. Ryan Schroyer .....	2.37
3. Mike Esposito .....	3.72
4. Robbie McClellan .....	4.73

### Wins:

1. Mike Esposito .....	9
2. Robbie McClellan .....	7
3. Carlos Arguello .....	5
4. Ryan Schroyer .....	4
Bryce Kartler .....	4

### Batters Struck Out:

1. Mike Esposito .....	93
2. Robbie McClellan .....	91
3. Ryan Schroyer .....	75
4. Bryce Kartler .....	56
5. Jered Liebeck .....	38

### Innings Pitched:

1. Mike Esposito .....	104.0
2. Robbie McClellan .....	97.0
3. Bryce Kartler .....	62.2
4. Ryan Schroyer .....	60.2

## 2002 ASU Fielding Leaders

### Errors:

1. Steve Garabrants .....	10
2. Ian Kinsler .....	8
3. Cesar Castillo .....	7
4. Jeremy West .....	5

### Assists:

1. Dustin Pedroia .....	163
2. Sergio Garcia .....	99
3. Steve Garabrants .....	54

### Putouts:

1. Jeremy West .....	427
2. Cesar Castillo .....	225
3. Tuffy Gosewisch .....	117

## An Early Season Opener:

The Jan. 16 season opener at Hawaii-Hilo was the second earliest start in ASU Baseball history and the earliest start by any collegiate team in 2003. The Devils opened the 1999 season at home with a game at Packard Stadium against the University of Utah on Jan. 15. Arizona State's previous earliest start before 1999 was a Jan. 19 home contest against Grand Canyon (W, 12-2) in 1990. With the 9-0 blanking of UHH on 1/16, ASU is now 25-2 in season-opening games (dating back to 1977) and head coach Pat Murphy is 8-1 in season-openers at ASU (15-1 at D1).

## How They Have Finished:

Arizona State has finished four seasons ranked in the top 10 in the final *Collegiate Baseball* national poll since 1990, ranking 10th of all college baseball programs. The schools with the most Top 10 *Collegiate Baseball* finishes are listed below:

1.	Florida State	12
2.	LSU	10
3.	Stanford	9
4.	Miami	8
5.	Clemson	8
6.	Cal State Fullerton	6
7.	Oklahoma State	5
7.	Wichita State	5
7.	USC	5
10.	Arizona State	4

## Success in the Classroom As Well As On The Field:

ASU has long enjoyed much success on the diamond, and with 18 College World Series appearances, it is known as one of the gems of college baseball. But lately academics, as well as on-field talent, has shown its true colors in the storied program. Pat Murphy's Sun Devil squads have produced four Academic All-Americans over the past four years (Willie Bloomquist, Mark Ernster, Jeff Phelps, Casey Myers), including Myers being named the Academic All-American for college baseball in 2000 and 2001. The four players honored as First-Team Academic All-Americans is the most by any college baseball program in the nation since 1995. Ryan McKenna, Aaron Klusman, Cesar Castillo, Nick Walsh and Mike Esposito all earned Pac-10 Academic Awards in 2002.

## ASU Owns Pac-10 Player of the Year Award:

Since the old Pac-10 North (formerly Washington State, Washington, Oregon State, Portland State) and the Six-Pac joined to form the unified Pac-10 baseball conference in 1999, Arizona State has enjoyed much success with a combined 58-38 record in league play. Even more impressive is that besides last season (2002) no other player besides a Sun Devil has won the annual Pac-10 Player of the Year award. Willie Bloomquist won the inaugural award in 1999, while Casey Myers took home the hardware in 2000 and 2001 to become only fourth player in Pac-10 history to win the award twice in a career. In all, ASU has won nine (9) Pac-10 Player of the Year Awards dating back to 1978 (Myers (2), Bloomquist, Jacob Cruz, Paul Lo Duca, Linty Ingram, Oddie McDowell, Alvin Davis, Mike Soddors) and two Pac-10 Pitchers of the Year (Noah Peery and Marc Barcelo).

## Schroyer Named Baseball America Summer All-American:

Junior right-handed pitcher Ryan Schroyer was named a second-team Summer All-American by *Baseball America* after he helped lead the Alaska Goldpanners to the NBC World Series Championship. Schroyer joined the Goldpanners in the Alaskan League after not making the final Team USA roster. Ranked as the No. 3 prospect from the league by BA, Schroyer tamed the league with a 1-0 record, six saves and a 0.00 ERA.

## Pedroia Becomes Eighth Devil to Play for Team USA:

Sophomore shortstop Dustin Pedroia became the eighth Sun Devil since 1984 to play for the USA Baseball National Team. After hitting .347 and setting an ASU freshman record with 82 hits in his freshman season, Pedroia made Team USA after being invited to the trials in Tucson, Ariz. Pedroia spent most of the summer as the team's starting shortstop before having to leave after suffering a broken cheek bone in the Harlem Honkball Tournament in The Netherlands.

## Hitting For The Cycle... in the First Inning:

In what may be one of the rarest feats of Arizona State baseball history, the Devils led off the Feb. 9, 2002 game vs. Tennessee in grand fashion with the first four hitters combining to hit for the cycle in the first inning. Leadoff hitter Steve Garabrants led off the game with a first-pitch home run, then Dustin Pedroia followed with a double, then Rod Allen singled and to cap off the amazing event, Jeremy West tripled to give ASU the early 2-0 lead. ASU also accomplished the rarity in the 10-run first inning against Washington State (4/27) in 2003 when the first five batters (Pedroia, 3B; Walsh, 1B; Larish, 2B; West HR) combined to hit for the cycle.

## Why Not #9 Murphy:

Most who are close to the ASU Baseball program know what the No. 9 means to head coach Pat Murphy. Often his slogan to "Play all 9 Innings", Murphy and No. 9 are synonymous with each other... until last year. In a preseason meeting with team, Murphy gave a speech on how you have to be able to give up anything for the team. In this case, he even offered up his prize No. 9, knowing no one would take it. That is, until ASU's Steve Garabrants raised his hand and said, I'll take it, and with that, the leader of the Devils is willing to give up *anything* for the team and will wear No. 7 again this year.



# Sun Devil Baseball 2003

## 2003 Arizona State Baseball Game-by-Game Results

(47-12 Overall, 13-8 Pac-10, 27-7 Home, 17-5 Away, 3-0 Neutral)

Date	Opponent	W-L	Score	Att.	ASU Pitcher	Opp. Pitcher	Record	Notes
1/16	@Hawai'i-Hilo	W	9-0	324	McClellan (1-0)	Shimabuku (0-1)	1-0	Six pitchers combine for 15 K shutout.
1/17	@Hawai'i-Hilo	W	10-5	---	Vaughan (1-0)	Ebbs (0-1)	2-0	Pedroia 3-for-4, 2 RBI. Vaughan 9 K's.
1/17	@Hawai'i-Hilo	W	14-2 (7)	302	Liebeck (1-0)	Miyahira (0-1)	3-0	Larish 3x4 w/4 RBI. Liebeck 7 K's.
1/18	@Hawai'i-Hilo	W	18-3 (8)	78	Averill (1-0)	Lockett (0-1)	4-0	Averill one hit in 7.1 IP in ASU debut.
1/19	@Hawai'i-Hilo	W	16-0 (5)	---	Sopko (1-0)	Inaba (0-1)	5-0	Larish 2-for-2 with HR and 4 RBI.
1/19	@Hawai'i-Hilo	W	18-5 (7)	150	McClellan (2-0)	Ebbs (0-2)	6-0	Allen 2x5, 5 RBI. Guerrero 4x5, 3 RBI.
1/24	San Diego State	W	7-5	3,972	McClellan (3-0)	Miller (0-1)	7-0	Pedroia 2x5, HR. Buck 3x4 w/2 2B.
1/25	San Diego State	W	4-3	3,249	Schroyer (1-0)	Hartshorn (0-1)	8-0	Larish and West solo HR. Pedroia 2x4.
1/26	San Diego State	W	24-9	2,822	Averill (2-0)	Lindsey (0-1)	9-0	Larish 3x4, 2 HR, 9 RBI. Averill 1 H in 4 IP.
1/31	@LBSU (#13)	L	5-11	1,334	Vaughan (1-1)	Alvarez (1-0)	9-1	Buck 3x4. Bullpen gives up 9 H, 11 R.
2/1	@LBSU (#13)	W	3-0	976	Liebeck (2-0)	Weaver (0-1)	10-1	Liebeck CG 3-hit shutout. Larish 2x3, RBI.
2/2	@LBSU (#13)	W	4-2	1,235	Averill (3-0)	Paz (0-1)	11-1	Averill 2 R, 0 ER in 6.2 IP.
2/6	BYU	W	6-5	2,850	Schroyer (2-0)	Jacinto (0-1)	12-1	Larish 3x5, 2 2B. Mesa GW RBI walk in 9th.
2/7	BYU	W	17-6	2,896	Thurmond (1-0)	Bergeron (0-1)	13-1	Mesa 4x6, 3 RBI, HR. Bocchi 2x4, 3 RBI.
2/8	BYU	W	6-4	2,691	Schroyer (3-0)	Jacinto (0-2)	14-1	Larish and Bocchi each hit big home runs.
2/14	Gonzaga^	W	8-4	467	Sopko (2-0)	Gonzalez (0-1)	15-1	Sopko stellar with 5 K's in 7.0 IP in relief.
2/15	Oklahoma State^	W	7-3	1,922	Vaughan (2-1)	Baker (1-1)	16-1	Vaughan 8 K's in 5.0 IP. Pedroia 2-Run Triple.
2/16	Oregon State^	W	9-4	1,303	Liebeck (3-0)	Copeland (0-1)	17-1	Pedroia 3-for-4 with 2B, HR. Allen 3-Run HR.
2/17	Gonzaga	W	17-5	1,490	Thurmond (2-0)	Lichter (0-1)	18-1	Garrabrants 2-for-6, GS, 6 RBI. Allen 2-Run HR.
2/21	Dayton	W	10-1	2,309	Liebeck (4-0)	Miller (0-1)	19-1	Liebeck 6 K's in 7.0 scoreless IP. Mesa/Ethier 3 H.
2/22	Notre Dame (#11)	W	16-3	3,605	Vaughan (3-1)	Ogilvie (0-1)	20-1	West 2 HR's, 6 RBI. Larish Grand Slam HR.
2/23	Notre Dame (#11)	W	14-8	3,403	Lopez (1-0)	Gagne (0-1)	21-1	9-Run 6th inning lifts Devils. Murphy win #700.
2/28	Penn State	W	13-0	1,871	Averill (4-0)	Hamilton (0-1)	22-1	Larish 2x3, GS, 6 RBI. Averill 5.2 IP, 0 R, 3 H.
3/1	Penn State	W	12-1	2,219	McClellan (4-0)	Tressler (0-1)	23-1	ASU ties best start in school history.
3/2	Penn State	W	11-7	2,404	Thurmond (3-0)	Palm (0-1)	24-1	Larish 2-for-3, 3B, HR. Schroyer fifth save.
3/6	CS Northridge#	W	10-2	2,214	Averill (5-0)	Rosales (1-3)	25-1	Pedroia 4-for-5 with three doubles.
3/7	Southern Utah#	W	19-0 (7)	2,632	Sopko (3-0)	Shepherd (0-2)	26-1	Buck goes 5-for-5 and hits for cycle (7 RBI).
3/8	Utah#	W	6-4	2,927	Vaughan (4-1)	Price (2-1)	27-1	Garrabrants game-winning double in B-8th.
3/9	CS Northridge#	W	12-2	3,389	Liebeck (5-0)	Jean (0-1)	28-1	Larish 2x4, 4 RBI, HR. Wyrick goes 3x3.
3/14	Oklahoma (#30)	L	5-6	4,155	Sopko (3-1)	McAuliff (1-0)	28-2	West and Allen 2-Run HR's. OU scores in 9th.
3/15	Oklahoma (#30)	W	10-3	3,806	Liebeck (6-0)	Blair (2-2)	29-2	Guerrero 3x6, 3 2B. Allen 3x5, 2 RBI in win.
3/16	Oklahoma (#30)	W	10-2	2,900	Averill (6-0)	Purcey (0-2)	30-2	Pedroia 2x4, 2 2B. Averill 3 H, 0 ER in 5.0 IP.
3/18	Wichita State (#29)	W	9-2	3,099	Vaughan (5-1)	Uhlmansiek (3-1)	31-2	Wyrick 3x3, 2 R. Vaughan 7 K's in 4.0 IP.
3/19	Wichita State (#29)	L	3-6	2,417	Beatty (0-1)	Sanders (3-0)	31-3	Four-run 1st inning proves costly. Pedroia 2x4.
3/22	Stanford* (#6)	W	7-6 (11)	4,019	Schroyer (4-0)	Manship (0-2)	32-3	Wyrick 3x6, 3 RBI and game-winner in 11th.
3/23	Stanford* (#6)	L	8-9 (10)	3,483	Schroyer (4-1)	O'Hagan (2-0)	32-4	ASU scores seven in 8th and 9th before losing in 10th.
3/24	Stanford* (#7)	L	2-4	3,397	Sopko (3-2)	Romanczuk (6-0)	32-5	Devils limited to season-low five hits in loss.
3/28	@USC*	W	11-4	600	Bordes (1-0)	Paschal (2-4)	33-5	Wyrick 3x6, 3 RBI. ASU 17 hits, 17 LOB.
3/29	@USC*	L	5-6	890	Schroyer (4-2)	Dizard (3-2)	33-6	Devils 12 LOB, including loaded in 7th and 8th.
3/29	@USC*	W	7-5	1,157	Arguello (1-0)	Butler (0-3)	34-6	Buck 3x4, RBI. Larish and Guerrero solo HR's.
4/2	New Mexico	L	7-11	1,919	Vaughan (5-2)	Soto (3-0)	34-7	Pedroia and Larish both hit HR in loss.
4/7	Grand Canyon	W	10-2	2,020	McClellan (5-0)	Newark (0-3)	35-7	Gosewisch 3x3, McClellan 7 K's in 5 IP.
4/11	@California*	W	11-3	409	Averill (7-0)	Brown (2-5)	36-7	Bosch 2x4, 2 RBI, HR. Allen GS HR in 4th.
4/13	@California*	W	6-0	267	Vaughan (6-2)	Montalbo (3-3)	37-7	Walsh 3x3. Vaughan six IP of shutout ball.
4/13	@California*	W	10-1	219	Liebeck (7-0)	Crist (2-2)	38-7	Liebeck 0 ER in 6 IP. Walsh 3x5, 2 RBI.
4/17	UCLA*	L	8-9	2,227	Vaughan (6-3)	Beck (1-1)	38-8	ASU hits into 8-5-4 DP in crucial 8th inning.
4/18	UCLA*	L	7-8 (13)	2,678	Bordes (1-1)	Silva (5-0)	38-9	Devils 17 LOB and 4 DP in 13 inning heartbreaker.
4/19	UCLA*	W	17-1	2,699	Thurmond (4-0)	Janssen (3-5)	39-9	Thurmond 7 K's in 7.0 IP. Pedroia 4-for-6, 2 RBI.
4/25	Washington State*	W	21-0	2,336	Vaughan (7-3)	MacKenzie (3-4)	40-9	Larish 2x3, 3 R, 4 RBI in ASU's 7th shutout of '03.
4/26	Washington State*	W	5-3 (10)	2,487	Arguello (2-0)	Alwert (1-3)	41-9	West walk-off 2-run HR in Bottom of 10th.
4/27	Washington State*	W	25-0	2,057	Thurmond (5-0)	Banszak (2-8)	42-9	West 5x7, 3 HR, 9 RBI. Walsh 6x6, 7 RBI, 3 2B.
4/30	@Oklahoma\$	W	9-4	2,118	Vaughan (8-3)	Purcey (1-3)	43-9	Allen pinch-hit GS in 7th to tie NCAA GS Record.
5/6	UC Irvine	W	11-1	1,714	Thurmond (6-0)	Krise (3-2)	44-9	West 2-for-4, 2 HR, 4 RBI. Pedroia 29th 2B.
5/12	@Oregon State*	W	14-4	1,026	McClellan (6-0)	Rowe (3-6)	45-9	Pedroia notches record-tying 30th double.
5/13	@Oregon State*	L	1-6	1,350	Vaughan (8-4)	Postlewait (4-0)	45-10	Pedroia breaks doubles record in first inning.
5/14	@Oregon State*	W	12-7	986	Schroyer (5-2)	Pendley (1-3)	46-10	Devils score 8 runs in 8th. Gosewisch 3x3, HR.
5/17	@Washington*	L	1-5	544	Averill (7-1)	White (7-4)	46-11	ASU limited to one run on six hits.
5/18	@Washington*	W	11-3	1,371	McClellan (7-0)	Peterson (5-5)	47-11	Pedroia 3-for-5, HR, 4 R, 2 RBI.
5/19	@Washington*	L	4-6	714	Vaughan (8-5)	Johnson (6-3)	47-12	Pedroia sets Pac-10 doubles record with 32nd.
5/23	Arizona*	7 p.m.						
5/24	Arizona*	7 p.m.						
5/25	Arizona*	1 p.m.						


\* Pac-10 Game, ^ Coca-Cola Spring Training College Baseball Classic (Surprise, Ariz.)

# Bob Schaefer Memorial Classic, \$ Played at SBC Bricktown Ballpark





# Sun Devil Baseball 2003



## Arizona State Sun Devil Baseball Overall Statistics

Record: 47-12 Home: 27-7 Away: 17-5 Neutral: 3-0 Pac-10: 13-8

Player	AVG	GP-GS	AB	R	H	2B	3B	HR	RBI	TB	SLG%	BB	HBP	SO	GDP	OB%	SF	SH	SB-ATT	PO	A	E	FLD%
2 Dustin Pedroia...	.424	59-59	255	69	108	32	2	4	48	156	.612	32	6	13	5	.492	4	3	2-6	88	178	8	.971
32 Frank Mesa.....	.378	47-32	127	36	48	6	1	1	22	59	.465	22	2	15	3	.474	1	0	2-3	34	69	10	.912
30 Mike Guerrero....	.375	42-13	88	21	33	12	2	2	26	55	.625	7	2	16	3	.429	1	1	0-0	68	8	1	.987
14 Andre Ethier.....	.362	59-58	224	62	81	11	2	6	54	114	.509	44	9	26	4	.475	5	0	4-7	122	5	3	.977
11 Jeff Larish.....	.358	56-55	201	71	72	14	2	15	83	135	.672	69	4	37	4	.518	6	1	3-4	435	26	4	.991
8 Jeremy West.....	.358	54-46	165	52	59	6	0	16	57	113	.685	39	12	29	7	.507	1	0	2-4	38	2	1	.976
9 Steve Garrabrants	.351	56-52	188	52	66	16	3	7	53	109	.580	23	4	32	1	.421	6	1	23-28	89	158	10	.961
20 Nick Walsh.....	.351	47-18	94	27	33	6	1	0	19	41	.436	16	5	9	5	.470	0	3	2-4	20	13	2	.943
4 Travis Buck.....	.349	58-57	209	54	73	13	3	4	43	104	.498	29	10	26	8	.448	2	5	10-12	73	3	4	.950
39 Tuffy Gosewisch..	.336	50-36	116	36	39	8	0	2	33	53	.457	19	7	18	1	.445	4	4	2-2	287	22	0	1.000
5 Dennis Wyrick....	.336	49-27	140	30	47	5	2	1	24	59	.421	10	7	24	0	.403	2	2	5-6	23	55	8	.907
19 Joel Bocchi.....	.325	39-22	83	17	27	7	0	2	21	40	.482	10	4	23	2	.423	0	2	1-1	157	16	5	.972
10 Rod Allen.....	.305	46-28	118	31	36	4	1	6	41	60	.508	12	4	14	2	.374	5	0	3-5	32	1	1	.971
31 Ryan Bosch.....	.204	52-27	108	25	22	2	0	4	23	36	.333	13	1	35	5	.283	5	1	4-6	62	2	0	1.000
-----																							
12 Ryan Schroyer....	1.000	1-0	1	1	1	0	0	0	0	1	1.000	0	0	0	0	1.000	0	0	0-0	1	6	2	.778
16 Nick Cadena.....	.429	5-0	7	2	3	1	0	0	1	4	.571	2	0	1	0	.556	0	0	0-0	1	1	0	1.000
27 Bryce Kartler....	.059	18-2	17	5	1	0	0	0	0	1	.059	9	0	8	0	.385	0	0	1-1	10	1	0	1.000
60 Garrett Schoenber	.000	4-0	3	0	0	0	0	0	0	0	.000	0	0	2	0	.000	0	0	0-0	5	0	0	1.000
Totals.....	.349	59-59	2146	592	749	143	19	70	548	1140	.531	357	78	329	50	.451	42	23	64-89	1571	639	63	.972
Opponents.....	.252	59-59	1973	231	497	83	16	39	218	729	.369	206	53	469	45	.337	14	28	43-66	1499	610	109	.951

LOB - Team (555), Opp (474). DPs turned - Team (56), Opp (66). CI - Team (2), Bocchi 1, West 1. IBB - Team (13), Larish 5, West 3, Buck 1, Ethier 1, Pedroia 1, Walsh 1, Mesa 1, Opp (2). Picked off - Garrabrants 1, Gosewisch 1, Allen 1.


(All games Sorted by Earned run avg)

Player	ERA	W-L	APP	GS	CG	SHO/CBO	SV	IP	H	R	ER	BB	SO	2B	3B	HR	AB	B/Avg	WP	HBP	BK	SFA	SHA
12 Ryan Schroyer....	1.49	5-2	26	0	0	0/0	7	42.1	35	8	7	19	47	5	1	2	157	.223	5	1	1	0	2
41 Mark Sopko.....	2.49	3-2	22	6	0	0/4	0	47.0	45	14	13	10	38	7	1	2	174	.259	6	7	1	0	2
47 Jared Liebeck....	2.68	7-0	18	13	1	1/1	0	74.0	72	25	22	22	50	6	2	5	277	.260	1	0	0	2	3
40 Ben Thurmond....	2.87	6-0	17	13	0	0/3	0	62.2	63	24	20	19	50	11	2	6	242	.260	3	3	2	2	2
49 Brett Bordes....	3.33	1-1	24	0	0	0/2	0	24.1	21	11	9	24	24	2	0	2	89	.236	1	2	1	0	2
15 Robbie McClellan.	3.52	7-0	24	4	0	0/3	0	53.2	48	22	21	32	52	12	0	5	199	.241	6	5	1	1	1
45 Erik Averill....	3.82	7-1	17	13	0	0/2	0	70.2	70	36	30	17	46	16	5	7	269	.260	2	15	6	4	3
26 Beau Vaughan....	4.78	8-5	23	7	0	0/3	0	81.0	76	52	43	29	95	14	3	6	303	.251	2	9	2	2	10
-----																							
38 Josh Perrault....	0.00	0-0	2	0	0	0/0	0	2.0	0	0	0	1	3	0	0	0	6	.000	0	1	0	0	0
31 Ryan Bosch.....	0.00	0-0	2	0	0	0/0	0	1.0	4	1	0	1	1	0	0	0	6	.667	0	0	0	0	0
3 Javy Lopez.....	2.51	1-0	13	0	0	0/2	0	14.1	18	4	4	3	6	1	0	1	55	.327	0	1	0	2	1
22 Matt Leaf.....	2.70	0-0	6	1	0	0/1	0	6.2	5	2	2	3	4	1	0	0	26	.192	0	1	0	0	1
48 Carlos Arguello..	5.49	2-0	20	0	0	0/2	0	19.2	18	16	12	10	20	4	0	2	77	.234	3	4	1	1	1
27 Bryce Kartler....	5.50	0-0	22	1	0	0/1	0	18.0	15	11	11	11	25	1	1	1	67	.224	2	2	0	0	0
55 Chris Beatty....	7.11	0-1	8	1	0	0/1	0	6.1	7	5	5	5	8	3	1	0	26	.269	0	2	0	0	0
Totals.....	3.40	47-12	59	59	1	8/7	7	523.2	497	231	198	206	469	83	16	39	1973	.252	31	53	15	14	28
Opponents.....	8.86	12-47	59	59	2	0/0	6	499.2	749	592	492	357	329	143	19	70	2146	.349	77	78	17	42	23

PB - Team (7), Bocchi 4, Gosewisch 3, Opp (14). Pickoffs - Team (6), Thurmond 2, Sopko 1, Liebeck 1, McClellan 1, Vaughan 1, Opp (3). SBA/ATT - Gosewisch (19-27), Bocchi (16-26), Liebeck (7-15), Vaughan (8-12), Sopko (7-10), McClellan (7-9), Averill (5-7), West (6-6), Thurmond (3-5), Lopez, J. (2-3), Schroyer (2-2), Bordes (0-1), Arguello (1-1), Leaf (1-1).



# Sun Devil Baseball 2003




## Arizona State Sun Devil Baseball Fielding Statistics

2003 Arizona State Sun Devil Baseball  
Overall Statistics for Arizona State (as of May 20, 2003)  
(All games Sorted by Fielding pct)

Player	C	PO	A	E	FLD%	DPS	SBA	CSB	SBA%	PB	CI
39 Tuffy Gosewisch..	309	287	22	0	1.000	1	19	8	.704	3	0
31 Ryan Bosch.....	64	62	2	0	1.000	1	0	0	---	0	0
26 Beau Vaughan.....	27	6	21	0	1.000	2	8	4	.667	0	0
47 Jered Liebeck....	18	5	13	0	1.000	1	7	8	.467	0	0
27 Bryce Kartler....	11	10	1	0	1.000	0	0	0	---	0	0
49 Brett Bordes.....	8	1	7	0	1.000	0	0	1	.000	0	0
15 Robbie McClellan..	8	4	4	0	1.000	0	7	2	.778	0	0
41 Mark Sopko.....	7	2	5	0	1.000	0	7	3	.700	0	0
3 Javy Lopez.....	5	2	3	0	1.000	0	2	1	.667	0	0
60 Garrett Schoenber	5	5	0	0	1.000	0	0	0	---	0	0
48 Carlos Arguello..	4	1	3	0	1.000	0	1	0	1.000	0	0
22 Matt Leaf.....	3	1	2	0	1.000	0	1	0	1.000	0	0
16 Nick Cadena.....	2	1	1	0	1.000	0	0	0	---	0	0
59 Aaron Klusman....	1	1	0	0	1.000	0	0	0	---	0	0
11 Jeff Larish.....	465	435	26	4	.991	46	0	0	---	0	0
30 Mike Guerrero....	77	68	8	1	.987	5	0	0	---	0	0
14 Andre Ethier.....	130	122	5	3	.977	1	0	0	---	0	0
8 Jeremy West.....	41	38	2	1	.976	3	6	0	1.000	0	1
19 Joel Bocchi.....	178	157	16	5	.972	2	16	10	.615	4	1
2 Dustin Pedroia...	274	88	178	8	.971	38	0	0	---	0	0
10 Rod Allen.....	34	32	1	1	.971	1	0	0	---	0	0
9 Steve Garabrants	257	89	158	10	.961	32	0	0	---	0	0
4 Travis Buck.....	80	73	3	4	.950	0	0	0	---	0	0
20 Nick Walsh.....	35	20	13	2	.943	2	0	0	---	0	0
40 Ben Thurmond.....	12	2	9	1	.917	0	3	2	.600	0	0
32 Frank Mesa.....	113	34	69	10	.912	7	0	0	---	0	0
5 Dennis Wyrick....	86	23	55	8	.907	7	0	0	---	0	0
12 Ryan Schroyer....	9	1	6	2	.778	0	2	0	1.000	0	0
45 Erik Averill.....	10	1	6	3	.700	0	5	2	.714	0	0
38 Josh Perrault....	0	0	0	0	.000	0	0	0	---	0	0
55 Chris Beatty.....	0	0	0	0	.000	0	0	0	---	0	0
Totals.....	2273	1571	639	63	.972	56	43	23	.652	7	2
Opponents.....	2218	1499	610	109	.951	66	64	25	.719	14	0



# Sun Devil Baseball 2003



## Arizona State Sun Devil Baseball Pac-10 Statistics

Record: 13-8 Home: 5-4 Away: 8-4 Pac-10: 13-8

Date	Opposing team	Score	Player	AVG	GP-GS	AB	R	H	2B	3B	HR	RBI	BB	HBP	SO	SB-ATT
*3/22	#6 Stanford	W 7-6	12 Ryan Schroyer....	1.000	1-0	1	1	1	0	0	0	0	0	0	0	0-0
*3/23	#6 Stanford	8-9 L	20 Nick Walsh.....	.434	17-11	53	14	23	5	1	0	14	8	1	5	1-3
*3/24	#7 Stanford	2-4 L	2 Dustin Pedroia....	.423	21-21	97	26	41	10	1	1	16	15	2	4	1-4
*3/28	at USC	W 11-4	8 Jeremy West.....	.417	17-14	60	13	25	3	0	5	18	12	3	13	0-0
*3/29	at USC	5-6 L	14 Andre Ethier.....	.402	21-21	92	21	37	6	1	5	27	13	3	12	1-3
*3/30	at USC	W 7-5	4 Travis Buck.....	.367	21-21	79	19	29	5	0	2	17	10	5	9	5-6
*4/11	at California	W 11-3	32 Frank Mesa.....	.360	17-10	50	8	18	1	1	0	8	4	1	9	0-1
*4/13	at California	W 6-0	9 Steve Garabrants..	.333	19-18	69	17	23	3	1	1	11	5	2	14	8-10
*4/13	at California	W 10-1	5 Dennis Wyrick....	.302	18-12	63	8	19	1	1	0	9	1	2	14	0-1
*4/17	UCLA	8-9 L	39 Tuffy Gosewisch..	.294	21-19	51	18	15	5	0	2	15	12	6	12	1-1
*4/18	UCLA	7-8 L	11 Jeff Larish.....	.286	21-21	84	23	24	5	0	3	22	25	1	16	1-2
*4/19	UCLA	W 17-1	30 Mike Guerrero....	.263	15-6	38	5	10	1	0	1	8	3	0	9	0-0
*4/25	Washington State	W 21-0	10 Rod Allen.....	.259	13-6	27	7	7	0	1	1	6	4	0	2	1-1
*4/26	Washington State	W 5-3	27 Bryce Kartler....	.200	4-0	5	2	1	0	0	0	0	2	0	1	1-1
*4/27	Washington State	W 25-0	31 Ryan Bosch.....	.179	18-7	28	5	5	0	0	2	5	1	0	14	1-1
*5/12	at Oregon State	W 14-4	19 Joel Bocchi.....	.176	13-2	17	5	3	0	0	0	1	2	2	7	0-0
*5/13	at Oregon State	1-6 L														
*5/14	at Oregon State	W 12-7	Totals.....	.345	21-21	814	193	281	45	7	23	177	117	28	141	21-34
*5/17	at Washington	1-5 L	Opponents.....	.261	21-21	732	90	191	30	9	21	85	85	21	146	17-23
*5/18	at Washington	W 11-3														
*5/19	at Washington	4-6 L	LOB - Team (208), Opp (177). DPs turned - Team (30), Opp (31). IBB - Team (7), Larish 5, Buck 1, Walsh 1, Opp (2).													

Player	ERA	W-L	APP	GS	CG	SHO/CBO	SV	IP	H	R	ER	BB	SO
27 Bryce Kartler....	0.00	0-0	9	0	0	0/1	0	5.2	4	0	0	3	5
3 Javy Lopez.....	0.00	0-0	2	0	0	0/1	0	2.2	4	0	0	1	0
38 Josh Perrault....	0.00	0-0	2	0	0	0/0	0	2.0	0	0	0	1	3
49 Brett Bordes....	2.00	1-1	11	0	0	0/1	0	9.0	8	4	2	10	5
40 Ben Thurmond....	2.64	2-0	7	7	0	0/2	0	30.2	31	10	9	14	20
12 Ryan Schroyer....	2.78	2-2	10	0	0	0/0	1	22.2	23	7	7	13	18
48 Carlos Arguello..	3.60	2-0	9	0	0	0/0	0	10.0	6	5	4	7	8
47 Jered Liebeck....	3.63	1-0	7	4	0	0/0	0	22.1	20	9	9	6	17
15 Robbie McClellan.	3.79	2-0	7	1	0	0/2	0	19.0	17	9	8	7	11
41 Mark Sopko.....	3.86	0-1	8	0	0	0/1	0	9.1	7	5	4	4	8
26 Beau Vaughan....	5.71	2-3	7	4	0	0/2	0	34.2	36	22	22	14	38
45 Erik Averill.....	6.66	1-1	6	5	0	0/1	0	25.2	35	19	19	5	13
Totals.....	3.90	13-8	21	21	0	3/3	1	193.2	191	90	84	85	146
Opponents.....	8.01	8-13	21	21	2	0/0	4	193.1	281	193	172	117	141

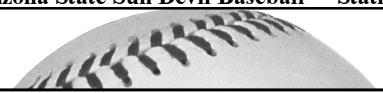
PB - Team (1), Gosewisch 1, Opp (6). Pickoffs - Team (1), McClellan 1. SBA/ATT - Gosewisch (11-14), Bocchi (5-7), Vaughan (4-5), McClellan (4-4), Sopko (2-3), Liebeck (3-3), Thurmond (1-3), Averill (1-2), Schroyer (2-2), Bordes (0-1), West (1-1).

Score by innings	1	2	3	4	5	6	7	8	9	EX	Total
Arizona State	23	27	20	21	11	25	18	31	12	5	193
Opponents	5	14	13	10	9	16	7	4	8	4	90

Win-loss breakouts: Day 9-5; Night 4-3; vs Left 3-4; vs Right 10-4;  
 1-Run games 1-4; 2-Run games 2-2; 5+Run games 10-1; Extra inns 2-2; Shutouts 3-0.  
 Current streak: Lost 1; Longest winning streak: 5; Longest losing streak: 2.  
 Attendance: Home 25383 (avg 2820); Away 9533 (avg 794); Total 34916 (avg 1662).



# Sun Devil Baseball 2003



## Arizona State Sun Devil Baseball Statistics Summary

Inning-by-inning summary:

	1	2	3	4	5	6	7	8	9	EX	Total
	--	--	--	--	--	--	--	--	--	--	-----
Arizona State	74	56	71	80	71	72	66	77	20	5	592
Opponents	17	25	40	22	18	43	32	14	16	4	231

Win-loss summary:

	W	L	T	Pct
	--	--	--	----
Total	47	12	0	.797
Conference	13	8	0	.619
Non-Conf	34	4	0	.895
Home	27	7	0	.794
Away	17	5	0	.773
Neutral	3	0	0	1.000
Day	25	6	0	.806
Night	22	6	0	.786
vs Left	8	6	0	.571
vs Right	39	6	0	.867
1-Run games	3	5	0	.375
2-Run games	6	2	0	.750
5+Run games	34	2	0	.944
Extra inns	2	2	0	.500
Shutouts	8	0	0	1.000

General summary:

Current losing streak : 1  
 Longest winning streak : 19  
 Longest losing streak : 2

Home attendance : 94356 ( 34 dates avg = 2775 )  
 Away attendance : 20031 ( 25 dates avg = 801 )  
 Total attendance: 114387 ( 59 dates avg = 1938 )



# Sun Devil Baseball 2003

## Home Runs and Misc. Hitting Breakdown:

Player	Total	Multi-Hit Games				Multi RBI	HR Total	Home Run Breakdown						Last Home Run
		2	3	4	5+			H	A	Solo	2	3	GS	
Rod Allen	10 (49)	9	1	0	0	11	6 (18)	2	4	0	2	2	2	4/30/03 at Oklahoma
Joel Bocchi	8 (8)	6	1	1	0	6	2 (2)	1	1	0	0	2	0	2/8/03 vs. BYU
Ryan Bosch	4	4	0	0	0	5	4	2	2	1	2	0	1	4/25/03 vs. Washington State
Travis Buck	20	12	7	0	1	7	4	3	1	1	2	0	1	5/12/03 at Oregon State
Nick Cadena	1 (6)	1	0	0	0	0	0 (6)	0	0	0	0	0	0	5/19/02 vs. USC
Andre Ethier	25 (44)	20	3	2	0	10	6 (10)	4	2	2	1	3	0	5/19/03 at Washington
Steve Garrabrants	21 (58)	17	4	0	0	14	7 (9)	6	1	1	2	2	2	5/6/03 vs. UC Irvine
Tuffy Gosewisch	12 (12)	10	2	0	0	8	2 (2)	1	1	0	2	0	0	5/14 at Oregon State
Mike Guerrero	4	1	2	1	0	6	2	1	1	1	0	1	0	3/30/03 at USC (6th inning)
Bryce Kartler	0 (2)	0	0	0	0	0	0	0	0	0	0	0	0	None
Jeff Larish	21 (33)	16	5	0	0	17	15 (18)	12	3	4	3	4	4	4/25/03 vs. Washington State
Ryan McKenna	0 (7)	0	0	0	0	0	0	0	0	0	0	0	0	4/1/02 at UNLV (Pinch-Hit)
Frank Mesa	12	7	4	1	0	3	1	1	0	0	1	0	0	2/7/03 vs. BYU
Dustin Pedroia	37 (64)	24	10	3	0	14	4 (5)	2	2	3	1	0	0	5/28/03 at Washington
Nick Walsh	6 (12)	2	3	0	1	3	0	0	0	0	0	0	0	4/13/01 vs. Washington State
Jeremy West	16 (54)	11	3	1	1	14	16 (35)	14	2	5	8	1	2	5/6/03 vs. UC Irvine (2)
Dennis Wyrick	11 (53)	6	5	0	0	9	1 (1)	0	1	0	1	0	0	1/17/03 at UHH
Team Totals	209	147	50	9	3	129	70	49	21	18	25	15	12	Ethier (5/19 at UW)

## Lineup Card - Record Breakdown:

- 1 - Pedroia (45-9), Walsh (2-3)
- 2 - Buck (32-6), Pedroia (0-1), Wyrick (5-3), Ethier (1-0), Walsh (8-1)  
Larish (1-1)
- 3 - Larish (25-5), Ethier (15-2), Guerrero (3-1), Wyrick (1-0),  
Pedroia (2-2), West (1-1)
- 4 - West (21-3), Allen (2-0), Larish (11-4), Ethier (13-4), Garrabrants (0-1)
- 5 - Ethier (14-4), Larish (7-1), Allen (3-1), Bosch (1-0), West (13-3),  
Garrabrants (6-0), Wyrick (1-1), Mesa (0-2), Guerrero (2-1)
- 6 - West (2-0), Allen (8-0), Mesa (15-3), Wyrick (7-3), Guerrero (2-2)  
Buck (7-3), Bosch (1-0), Garrabrants (6-0), Ethier (2-1)
- 7 - Mesa (12-0), Bocchi (1-0), Allen (9-0), Bosch (5-0), Wyrick (3-2),  
Guerrero (1-0), West (1-0), Garrabrants (9-7), Buck (5-1),  
Ethier (1-1), Kartler (0-1)
- 8 - Bocchi (17-3), Wyrick (1-0), Gosewisch (16-3), Bosch (2-0),  
Allen (2-2), West (0-1), Garrabrants (7-1), Guerrero (1-0), Buck (1-2)
- 9 - Garrabrants (14-1), Walsh (3-1), Bosch (15-3), Allen (2-2)  
Gosewisch (13-4), Bocchi (0-1)

## Starters By Position Breakdown:

- C - Gosewisch (36), Bocchi (22), West (1)  
 1B - Larish (51), Guerrero (7), West (1)  
 2B - Garrabrants (52), Mesa (4), Walsh (3)  
 3B - Mesa (28), Wyrick (27), Larish (4)  
 SS - Pedroia (59)  
 LF - Buck (33), Allen (15), Walsh (9), Guerrero (2)  
 CF - Bosch (27), Ethier (21), Allen (10), Kartler (1)  
 RF - Ethier (36), Buck (23)  
 DH - West (43), Walsh (6), Allen (4), Guerrero (4), Buck (1)  
 P - Sopko (6), Leaf (1), Liebeck (13), Averill (13), Kartler (1)  
 Thurmond (13), Vaughan (7), McClellan (4), Beatty (1)

## Attendance (Through 59 Games)

**Home Attendance:** 94,356 (34 games; 2,775 Avg.)  
**Away Attendance:** 20,031 (25 dates)  
**Total Attendance:** 114,387 (59 dates)  
**Overall Average Attendance:** 1,938

## Sun Devils Record When They Score:

Runs	0	1	2	3	4	5	6	7	8	9	10+
W-L	0-0	0-2	0-1	1-1	2-1	1-3	4-0	4-2	1-2	4-0	30-0

## Sun Devils Record When Opponent Scores:

Runs	0	1	2	3	4	5	6	7	8	9	10+
W-L	8-0	5-0	7-0	8-0	7-1	6-1	3-4	2-0	1-1	1-2	0-2

## Score By Innings In All Games:

Inning	1	2	3	4	5	6	7	8	9	Ex	Total
ASU	74	56	71	80	71	72	66	77	20	5	592
Opp.	17	25	40	22	18	43	32	14	16	4	231

## Score By Innings In Pac-10 Games:

Inning	1	2	3	4	5	6	7	8	9	Ex	Total
ASU	23	27	20	21	11	25	18	31	12	5	193
Opp.	5	14	13	10	9	16	7	4	8	4	90

## Current Hitting Streaks:

Player	2003 Longest	Career Long	Current Streak
Rod Allen	4	17	0
Joel Bocchi	5	5	0
Ryan Bosch	3	3	0
Travis Buck	7	7	2
Nick Cadena	2	4	0
Andre Ethier	14	14	14
Steve Garrabrants	6	11	4
Tuffy Gosewisch	6	6	6
Mike Guerrero	4	4	1
Jeff Larish	17	17	1
Ryan McKenna	0	7	1
Frank Mesa	6	6	2
Dustin Pedroia	17	22	2
Garrett Schoenberger	0	1	0
Nick Walsh	8	8	0
Jeremy West	15	15	15
Dennis Wyrick	7	9	0





# Sun Devil Baseball 2003

## Sun Devil Baseball's Record in 2003 When...

(Through 59 games of 2003 Season)

Overall .....	47-12
At Packard Stadium .....	27-7
Playing on the Road .....	17-5
at Neutral Site .....	3-0
Day Games .....	25-6
Night Games .....	22-6

Scoring 1-4 Runs .....	3-5
Scoring 5-9 Runs .....	14-6
Scoring 10-19 Runs .....	30-0
Scoring 20+ Runs .....	3-0

Opp. 5 or less runs .....	41-2
Opp. 6 or more runs .....	6-10

ASU Scores First .....	36-5
Opp. Scores First .....	11-7
Scoring in 1st Inning .....	25-3

Leading After 6 Innings .....	41-1
Trailing After 6 Innings .....	2-9
Tied After 6 Innings .....	4-2

Leading After 8 Innings .....	44-0
Trailing After 8 Innings .....	0-8
Tied After 8 Innings .....	3-4

Last At-Bat Wins .....	7
After a Win .....	37-10
After a Loss .....	9-2

Collecting 1-3 Hits .....	0-0
Collecting 4-6 Hits .....	1-2
Collecting 7-9 Hits .....	8-2
Collecting 10+ Hits .....	36-8
Collecting 20+ Hits .....	4-0

Out-Hitting Opponent .....	36-7
Out-Hit by Opponent .....	7-4
Hits are Tied .....	3-1

ASU is Errorless .....	19-1
ASU Makes 1 Error .....	14-8
ASU Makes 2+ Errors .....	14-3

ASU Starter Gets Decision .....	24-5
Bullpen Gets Decision .....	23-7

One-Run Games .....	3-5
Two-Run Games .....	6-2
Three-Run Games .....	1-1

ASU Hits 0 Home Runs .....	14-6
ASU Hits 1 Home Run .....	16-3
ASU Hits Multiple HR .....	17-3

Vs. LHP Starters .....	9-6
Vs. RHP Starters .....	38-6

In Extra Innings .....	2-2
Doubleheaders .....	6-0

Vs. Non-Conference .....	34-4
Non-Conference Home .....	22-3
Non-Conference Away .....	9-1
Non-Conference Neutral .....	3-0

Vs. Pac-10 (League Games) .....	13-8
Pac-10 Home .....	5-4
Pac-10 Away .....	8-4

Vs. Ranked Opponents* .....	8-5
Vs. Top 10 Opponents* .....	1-2
Vs. Unranked Teams* .....	39-7

\*Top 30 ranking at time played.

### VS. PAC-10 SCHOOLS

Arizona .....	0-0
California .....	3-0
Oregon State .....	3-1
Stanford .....	1-2
UCLA .....	1-2
USC .....	2-1
Washington .....	1-2
Washington State .....	3-0
Overall vs. Pac-10 .....	14-8

### DAYS OF THE WEEK

Monday .....	3-2
Tuesday .....	2-1
Wednesday .....	2-2
Thursday .....	3-1
Friday .....	11-3
Saturday .....	10-2
Sunday .....	14-1

### MONTHS OF THE YEAR

January .....	9-1
February .....	13-0
March .....	12-5
April .....	9-3
May .....	4-3
June .....	0-0

### UNIFORMS/HATS

White Home .....	19-6
Gray Sleeveless .....	5-3
Home/Away Maroon .....	23-3
Black Shoes .....	6-0
White Shoes .....	41-12

### PITCHING

Sopko Starts .....	5-1
Averill Starts .....	10-3
Leaf Starts .....	1-0
Kartler Starts .....	1-0
Vaughan Starts .....	4-3
Liebeck Starts .....	12-1
Thurmond Starts .....	11-2
McClellan Starts .....	3-1
Beatty Starts .....	0-1

Starter Goes Less Than 5 .....	23-7
Starter Goes 5+ .....	24-5

### MISC. HITTING

Larish Records Hit .....	38-8
Larish Hits HR .....	13-1
Pedroia Records Hit .....	45-10
Pedroia Multi-Hit Game .....	32-5
TV Games .....	6-2
Radio Games .....	24-11

Longest Win Streak .....	19
Longest Losing Streak .....	2
Last Five Games .....	2-3
Last 10 Games .....	7-3
Last 15 Games .....	10-5
Last 20 Games .....	14-6
Current Streak .....	L-1

Largest Winning Margin .....	25
Largest Losing Margin .....	6

Vs. Teams .500 or better .....	18-8
Vs. Teams worse than .500 .....	25-4

### LEADING OFF

Pedroia Leads Off .....	45-9
Walsh Leads Off .....	2-3
Garrabrants Leads Off .....	0-0



# Sun Devil Baseball 2003

## Sun Devil Baseball Team and Player Superlatives

(Through 59 games of 2003 Season)

### 2003 Arizona State Team Superlatives

#### TEAM BATTING

Most At-Bats:	51	UCLA (3/18)
Fewest At-Bats:	30 - 2x	BYU (2/8)
Most Runs (Game):	25	WSU (4/27)
Most Runs (Inning):	12 (6th)	WSU (4/25)
Most Runs (1st Inning):	7	UHH (1/19)
Fewest Runs (Game):	1	OSU (5/13)
Most Hits (Game):	24	WSU (4/27)
Fewest Hits (Game):	5	STAN (3/24)
RBI:	23	WSU (4/27)
Doubles:	7	Oklahoma (3/15)
Triples:	2 - 2x	WSU (4/25)
Home Runs:	4 - 2x	WSU (4/27)
Total Bases:	42	WSU (4/27)
Walks:	14	USC (3/28)
Most Strikeouts:	13	OSU (5/12)
Fewest Strikeouts:	1	UHH (1/19)
Sacrifice Bunts:	2 - 2x	Stanford (3/22)
Sacrifice Flies:	3	UHH (1/19)
Stolen Bases:	5 - 3x	OSU (5/12)
Left on Base:	17 - 2x	UCLA (3/18)
Hit into DP:	5	WSU (4/26)
Hit by Pitches:	4 - 2x	WSU (4/25)

#### TEAM FIELDING

Most Putouts:	39	UCLA (3/18)
Most Assists:	18	USC (3/30)
Most Errors:	3 - 5x	Oregon State (5/14)
DPs Turned:	3 - 3x	WSU (4/27)

#### TEAM PITCHING

Most Runs Allowed:	11 - 2x	UNM (4/2)
Fewest Runs Allowed:	0 - 8x	WSU (4/27)
Most Hits Allowed:	14	LBSU (1/31)
Fewest Hits Allowed:	2	UHH (1/19)
Most Strikeouts:	16 - 2x	UCLA (3/18)
Fewest Strikeouts:	0	USC (3/30)
Most Walks:	8	WSU (4/26)
Fewest Walks:	0 - 3x	Grand Canyon (4/7)
Hit-by-Pitches:	4	USC (3/29)
Wild Pitchers:	3	UCLA (3/18)
Balks:	2 - 2x	USC (3/29)
Home Runs Allowed:	3	Washington (5/19)

#### MISCELLANEOUS

Consecutive Wins:	19	2/1-3/9
Consecutive Losses:	2 - 2x	Current
Home Wins In a Row:	17	1/24-3/9
Road/Neutral Wins In a Row:	6	3/30-P
Longest Game:	4:25	UCLA (3/18)
Shortest Game:	2:00	UHH (1/19)
Most Innings:	13	UCLA (3/18)
Fewest Innings:	5.0	UHH (1/19)
Most Pitchers Used:	8	GCU (4/7)
Largest Home Attendance:	4,155	OKLA (3/14)
Largest Road Attendance:	2,118	OKLA (4/30)
Largest Overall Attendance:	4,155	OKLA (3/14)
Largest 3-Game Home Attendance:	STAN	10,899 (3,633 avg.)

### 2003 Arizona State Player Superlatives

#### INDIVIDUAL BATTING

At-Bats:	7 - 5x	West (WSU; 4/27)
Runs:	5 - 2x	Walsh (WSU; 4/27)
Hits:	6	Walsh (WSU; 4/27)
RBI:	9 - 2x	last West (WSU; 4/27)
Doubles:	3 - 3x	last Walsh (WSU; 4/27)
Triples:	1 - 17x	Pedroia (WSU; 4/27)
Home Runs:	3	West (WSU; 4/27)
Grand Slams:	1 - 12x	last Allen (OKLA; 4/30)
Total Bases:	14	West (WSU; 4/27)
Walks:	4 - 2x	last Larish (WSU; 4/27)
Strikeouts:	3 - 5x	last Guerrero (WASH; 5/19)
Hit By Pitch:	2 - 2x	Buck (WSU; 4/25)
Sacrifice Flies:	2	Allen (UHH; 1/19)
Sacrifice Bunts:	2	Gosewisch (CSUN; 3/9)
Stolen Bases:	2 - 6x	Buck (OSU; 5/12)
Caught Stealing:	2	Ethier (OSU; 5/14)
Runners LOB:	7	Wyrick (UHH; 1/17)

#### INDIVIDUAL FIELDING

Putouts:	15	Gosewisch (Utah; 3/8)
Assists (INF):	6 - 5x	Mesa (WSU; 4/25)
Assists (OF):	1 - 8x	Buck (OSU; 5/13)
Errors:	2 - 5x	last Bocchi (STAN; 3/23)
Passed Balls:	1 - 7x	last Gosewisch (USC; 3/28)

#### INDIVIDUAL PITCHING

Innings Pitched:	9.0	Liebeck (LBSU; 2/1)
Runs Allowed:	8	Vaughan (UNM; 4/2)
Walks:	5	Thurmond (Cal; 4/13)
Strikeouts:	10	Vaughan (UCLA; 4/17)
Hits Allowed (S):	9	Thurmond (STAN; 3/24)
Fewest Hits (S):	1 - 3x	McClellan (GCU; 4/7)
Wild Pitches:	2 - 2x	McClellan (WASH; 5/18)
Hit Batters:	4	Averill (USC; 3/29)
Balks:	1 - 15x	last Sopko (OSU; 5/13)

### Team Hitting Breakdown

	Record	AVG	AB	R	H	2B	3B	HR	RBI
Home	27-7	.351	1252	369	440	88	13	49	338
Road	17-5	.349	800	199	279	51	4	18	186
Neutral	3-0	.319	94	24	30	4	2	3	24
Jan.	9-1	.388	361	125	140	31	4	15	119
Feb.	13-0	.319	451	130	144	22	3	18	124
March	12-5	.348	604	147	210	52	6	11	133
April	9-3	.358	472	136	169	22	5	19	125
May	4-3	.333	258	54	86	16	1	7	47
June	0-0	.000	0	0	0	0	0	0	0
Day	25-6	.339	1111	321	377	69	6	43	298
Night	22-6	.359	1035	271	372	74	13	27	250

### Team Pitching Breakdown

	Record	ERA	IP	H	R	ER	BB	SO
Home	27-7	3.43	312.0	297	138	119	110	316
Road	17-5	3.41	184.2	174	82	70	86	132
Neutral	3-0	3.00	27.0	26	11	9	10	21
Jan.	9-1	4.28	80.0	75	43	38	34	90
Feb.	13-0	2.54	117.0	107	45	33	41	87
March	12-5	3.69	153.2	161	69	63	51	145
April	9-3	2.87	113.0	97	42	36	50	107
May	4-3	4.20	60.0	57	32	29	30	40
June	0-0	0.00	0.0	0	0	0	0	0
Day	25-6	3.56	270.2	258	124	107	112	206
Night	22-6	3.24	253.0	239	107	91	94	263



# Sun Devil Baseball 2003

## Games With At Least One Hit

Allen	26 of 40 games
Bocchi	16 of 35 games
Bosch	17 of 40 games
Buck	43 of 58 games
Cadena	2 of 4 games
Ethier	49 of 58 games
Garrabrants	41 of 56 games
Gosewisch	25 of 42 games
Guerrero	25 of 39 games
Larish	46 of 56 games
Mesa	29 of 43 games
Pedroia	55 of 59 games
Walsh	20 of 41 games
West	34 of 51 games
Wyrick	31 of 48 games

\*must be an official at-bat to count

## Games With An RBI

Allen	20 of 40 games
Bocchi	13 of 35 games
Bosch	13 of 40 games
Buck	30 of 58 games
Cadena	1 of 4 games
Ethier	35 of 58 games
Garrabrants	29 of 56 games
Gosewisch	22 of 42 games
Guerrero	16 of 40 games
Larish	39 of 56 games
Mesa	17 of 43 games
Pedroia	31 of 59 games
Walsh	10 of 42 games
West	29 of 50 games
Wyrick	14 of 48 games

\*may reflect walk with an RBI

## Extra Base Hits

Pedroia	38
Larish	31
Garrabrants	25
West	22
Buck	20
Ethier	19
Guerrero	16
Allen	11
Gosewisch	10
Bocchi	9
Mesa	8
Wyrick	8
Walsh	7
Bosch	6
Cadena	1

## Home Run Breakdown

Total Home Runs	70
Solo Home Runs	18
2-Run Home Runs	25
3-Run Home Runs	15
Grand Slams	12
Back-to-Back	2
First Inning	8
Second Inning	4
Third Inning	10
Fourth Inning	12
Fifth Inning	7
Sixth Inning	8
Seventh Inning	10
Eighth Inning	9
Ninth Inning	1
Tenth or later	2
Pinch-Hit Home Runs	3

## Breaking Down the Bullpen:

2003 Season Bullpen Stats							1st Batters		Last Relief App.	IP	H	R	ER	BB	SO
Pitcher	G	W-L-S	ERA	IP	H	R-ER	RI/S	Retired/Faced							
Arguello	20	2-0-0	5.49	19.2	18	16-12	6/1	14/20	5/19 at UW	0.2	0	0	0	0	1
Averill	4	1-0-0	0.00	9.2	3	1-0	1/0	2/4	4/27 vs. WSU	1.0	0	0	0	1	0
Beatty	7	0-0-0	1.69	5.1	4	1-1	4/2	3/7	3/15 vs. OKLA	0.1	0	0	0	0	0
Bordés	24	1-1-0	3.33	24.1	21	11-9	27/10	14/24	5/18 at UW	2.0	0	0	0	3	1
Bosch	2	0-0-0	0.00	1.0	4	1-0	3/3	0/2	4/7 vs. GCU	0.1	2	0	0	0	0
Kartler	21	0-0-0	6.19	16.0	15	11-11	18/5	12/21	5/14 at OSU	0.0	0	0	0	0	0
Leaf	5	0-0-0	0.00	4.2	2	0-0	0/0	5/5	4/7 vs. GCU	0.2	0	0	0	0	0
Liebeck	5	0-0-0	1.93	9.1	6	2-2	2/1	3/5	5/19 at UW	1.0	1	1	1	0	1
Lopez	13	1-0-0	2.51	14.1	18	4-4	6/3	7/13	5/17 at UW	0.2	1	0	0	1	0
McClellan	20	5-0-0	3.82	37.2	32	16-16	12/8	11/20	5/18 at UW	5.0	3	1	1	0	1
Perrault	2	0-0	0.00	2.0	0	0-0	0/0	1/2	3/28 vs. USC	1.0	0	0	0	1	2
Schroyer	26	5-2-7	1.49	42.1	35	8-7	19/5	19/26	5/19 at UW	2.0	1	0	0	3	2
Sopko	16	1-2-0	3.60	25.0	22	11-10	12/7	11/16	5/19 at UW	0.1	0	0	0	0	0
Thurmond	3	1-0-0	0.00	5.0	1	0-0	0/0	3/3	2/7 vs. BYU (w)	2.0	0	0	0	0	1
Vaughan	16	5-2-0	4.21	47.0	38	26-22	16/3	14/16	4/30 at OKLA (w)	3.0	1	0	0	1	5

RI = Runners Inherited S = Runners Scored

## Charting The Bullpen:

Opponent	Date	W-L-S	Pitchers	Inn.	IP	H	R-ER	BB	SO
UHH	1/16	W	Bordés/McClellan/Lopez/Beatty/Vaughan	3rd	6.2	2	0-0	4	9
UHH - 1	1/17	W/S	Vaughan/Beatty/Schroyer	3rd	7.0	6	3-3	2	13
UHH - 2	1/17	---	Lopez	7th	1.0	0	0-0	0	0
UHH	1/18	---	Bosch	8th	0.2	2	1-0	1	1
UHH - 1	1/19	---	Thurmond	4th	2.0	1	0-0	1	2
UHH - 2	1/10	W	Arguello/McClellan/Bordés/Schroyer	3rd	5.0	5	5-5	5	6
SDSU	1/24	W/S	Kartler/McClellan/Schroyer	5th	4.1	7	3-3	2	7
SDSU	1/25	W	Vaughan/Schroyer	6th	4.0	4	2-2	1	4
SDSU	1/26	---	Thurmond/Kartler/Bordés/Arguello/Lopez/Leaf	5th	4.0	8	9-9	4	8
LBSU	1/31	L	Vaughan/McClellan/Bordés/Arguello/Kartler	4th	5.0	9	11-9	4	2
LBSU	2/2	---	Vaughan/Schroyer	7th	2.1	1	0-0	0	1
BYU	2/6	W	Lopez/McClellan/Vaughan/Schroyer	5th	4.0	5	4-2	5	4
BYU	2/7	W	Thurmond/Leaf/Beatty/McClellan	5th	4.0	2	0-0	2	2
BYU	2/8	W	Vaughan/Lopez/Bordés/Schroyer	3rd	6.2	4	0-0	2	8
GU	2/14	W	Sopko	3rd	7.0	3	0-0	0	5
OKST	2/15	---	Bordés/Lopez/Kartler/Schroyer	6th	4.0	4	2-2	4	2
OSU	2/16	---	Kartler/Lopez/McClellan/Leaf/Arguello	5th	4.0	3	1-1	0	4
GU	2/17	W	Thurmond/Beatty/McClellan	3rd	7.0	9	2-2	3	4
DAY	2/21	---	Averill	8th	2.0	0	1-0	1	1
ND	2/22	---	Bordés/Schroyer	6th	3.1	2	0-0	2	6
ND	2/23	W/S	Sopko/Beatty/Lopez/Schroyer	6th	4.0	9	7-7	0	2
PSU	2/28	W	Averill/Arguello	3rd	6.2	3	0-0	0	7
PSU	3/1	---	Sopko/Beatty/Lopez/Kartler	6th	4.0	2	0-0	3	6
PSU	3/2	S	Vaughan/Bordés/Schroyer	6th	4.0	8	5-5	1	5
CSUN	3/6	---	Lopez/McClellan	7th	3.0	1	0-0	0	4
SUU	3/7	---	Arguello/Leaf	6th	2.0	0	0-0	1	3
UTAH	3/8	W/S	Vaughan/Schroyer	4th	5.1	1	0-0	0	8
CSUN	3/9	---	Bordés/Lopez/Kartler/McClellan	6th	4.0	3	0-0	3	3
OKLA	3/14	L	Vaughan/Bordés/McClellan/Sopko/Schroyer	6th	3.2	3	3-1	4	4
OKLA	3/15	---	Kartler/Sopko/Beatty/Arguello	6th	3.2	2	0-0	0	6
OKLA	3/16	---	Vaughan/Bordés/Arguello	6th	4.0	4	1-1	0	5
Wichita St.	3/18	W	Vaughan/Arguello/Sopko/Schroyer	4th	6.0	5	2-0	3	9
Wichita St.	3/19	---	Sopko/Bordés/Kartler	2nd	8.0	5	2-2	2	6
Stanford	3/22	W	Vaughan/Kartler/Schroyer	4th	7.0	6	4-4	2	9
Stanford	3/23	L	Sopko/McClellan/Perrault/Bordés/Schroyer	2nd	7.0	9	6-6	2	7
Stanford	3/24	L	Kartler/Sopko/Bordés/Arguello	7th	2.1	4	2-2	1	1
USC	3/28	W	Bordés/Arguello/Kartler/Perrault	5th	4.1	1	0-0	4	5
USC	3/29	L	Schroyer/Kartler	7th	2.2	4	1-1	2	0
USC	3/30	W/S	Bordés/McClellan/Kartler/Arguello/Schroyer	5th	4.1	9	4-4	3	0
N. Mexico	4/2	---	Sopko/McClellan/Bordés	4th	5.1	6	3-3	4	7
Grand Canyon	4/7	---	Too many to list (7)	6th	4.0	4	1-1	0	4
California	4/11	---	Sopko	8th	2.0	1	1-0	3	2
California	4/13	W	Vaughan	4th	6.0	3	0-0	2	3
California	4/13	---	Arguello/Bordés/Schroyer	7th	3.0	6	1-1	4	2
UCLA	4/17	L	Vaughan/Schroyer/Bordés	3rd	6.1	5	4-4	2	11
UCLA	4/18	L	Liebeck/Schroyer/Bordés/Arguello	4th	10.0	7	4-4	3	12
UCLA	4/19	---	Kartler/Sopko	8th	2.0	0	0-0	1	1
WSU	4/25	---	McClellan/Lopez	7th	3.0	3	0-0	0	1
WSU	4/26	W	Schroyer/Bordés/Arguello	8th	3.0	2	2-2	5	5
WSU	4/27	---	Averill/Sopko/Kartler/Bordés/McClellan	5th	5.0	2	0-0	2	3
Oklahoma	4/30	W	Vaughan/Arguello/McClellan/Kartler	4th	6.0	7	2-2	1	8
UC Irvine	5/6	---	Liebeck/McClellan/Kartler/Schroyer	4th	6.0	3	1-1	4	7
Oregon State	5/12	W	McClellan/Kartler	4th	5.2	4	0-0	4	4
Oregon State	5/13	---	Arguello/Sopko	6th	3.0	1	1-1	1	2
Oregon State	5/14	W	Bordés/Arguello/Kartler/Schroyer	3rd	7.0	7	4-1	2	6
Washington	5/17	---	Liebeck/Lopez/Sopko	5th	3.0	1	0-0	3	2
Washington	5/18	W	McClellan/Bordés	3rd	7.0	3	1-1	3	2
Washington	5/19	---	Arguello/Sopko/Liebeck/Schroyer	5th	4.0	2	1-1	3	4

## Starters vs. The Bullpen

Starting Pitchers	3.67 ERA	W-L	IP	H	R	ER	BB	SO
		24-5	257.1	274	123	105	84	200
Relief Pitchers	3.14ERA	W-L-S	IP	H	R	ER	BB	SO
		23-7-7	266.1	223	108	93	122	269



# Sun Devil Baseball 2003

## Sun Devil Pitchers -- Career Game-by-Game

### Carlos Arguello • LHP • #48

2003	Opp.	S/R	W/L	IP	H	R	ER	BB-SO
1/19	UHH - 2	R	---	1.0	3	4	4	2-0
1/26	SDSU	R	---	0.2	1	1	1	0-1
1/31	@ LBSU	R	---	1.0	2	3	1	0-0
2/16	OSU	R	---	1.0	1	0	0	0-2
2/28	PSU	R	---	1.0	0	0	0	0-1
3/7	SUU	R	---	1.0	0	0	0	0-2
3/15	Oklahoma	R	---	1.0	0	0	0	0-2
3/16	Oklahoma	R	---	2.0	2	0	0	0-2
3/18	Wichita St.	R	---	0.1	0	1	0	1-0
3/24	Stanford	R	---	1.2	0	0	0	0-1
3/28	USC	R	---	2.1	1	0	0	3-2
3/30	USC	R	W	1.0	3	1	1	0-0
4/7	UCU	R	---	0.1	0	0	0	0-1
4/13	Cal - 2	R	---	0.0	0	1	1	1-0
4/18	UCLA	R	---	1.0	1	1	1	1-1
4/26	WSU	R	W	0.2	0	0	0	0-2
4/30	Oklahoma	R	---	0.1	3	2	2	0-1
5/13	Oregon St.	R	---	0.1	0	1	1	1-0
5/14	Oregon St.	R	---	2.1	1	1	0	1-1
5/19	Washington	R	---	0.2	0	0	0	0-1
<b>Season Totals: 20 2-0 19.2 18 16 12 10-20</b>								

2002	Opp.	S/R	W/L	IP	H	R	ER	BB-SO
2/16	@ FSU	R	---	3.0	1	0	0	1-3
3/22	@ ARIZ	R	---	1.0	1	0	0	0-0
3/28	WASH	R	---	1.1	2	1	1	1-1
3/30	WASH	S	W	3.1	5	2	2	0-1
4/7	@ WSU	R	---	2.0	3	0	0	0-2
4/20	Cal	R	---	3.0	3	0	0	1-2
4/30	NMSU	R	---	1.0	0	0	0	0-2
5/10	@ STAN	R	L	2.0	2	2	2	1-2
5/14	PORT	S	W	4.0	3	0	0	2-3
5/19	PORT	R	W	5.0	4	2	1	0-3
5/24	OSU	R	---	2.0	0	0	0	1-2
5/26	OSU	R	---	0.2	5	2	2	0-0
5/31	USD	R	W	2.0	1	0	0	0-1
6/1	USD	S	W	9.0	7	1	1	2-7
<b>Season Totals: 14 5-1 39.1 37 10 9 9-29</b>								

### Erik Averill • LHP • #45

2003	Opp.	S/R	W/L	IP	H	R	ER	BB-SO
1/18	@ UHH	S	W	7.1	1	2	0	1-7
1/26	SDSU	S	W	4.0	1	0	0	0-4
2/2	@ LBSU	S	W	6.2	6	2	0	1-1
2/8	BYU	S	---	2.1	6	4	4	1-1
2/17	Gonzaga	S	---	2.0	4	3	3	2-2
2/21	Dayton	R	---	2.0	0	1	0	1-1
2/28	PSU	R	W	5.2	3	0	0	0-6
3/6	CSUN	S	W	6.0	7	2	2	1-5
3/16	Oklahoma	S	W	5.0	3	1	0	2-3
3/22	Stanford	S	---	4.0	7	2	2	0-5
3/29	USC	S	---	6.0	7	5	5	0-3
4/7	UCU	R	---	1.0	0	0	0	0-1
4/11	California	S	W	7.0	10	2	2	3-0
4/17	UCLA	S	---	2.2	6	5	5	0-1
4/27	WSU	R	---	1.0	0	0	0	1-0
4/30	Oklahoma	S	---	3.0	4	2	2	2-2
5/17	Washington	S	L	5.0	5	5	5	1-4
<b>Season Totals: 17 7-1 70.2 70 36 30 17-46</b>								

### Chris Beatty • LHP • #55

2003	Opp.	S/R	W/L	IP	H	R	ER	BB-SO
1/16	UHH	R	---	1.0	0	0	0	1-2
1/17	UHH - 1	R	---	0.0	2	0	0	0-0
2/7	BYU	R	---	1.0	0	0	0	0-1
2/17	Gonzaga	R	---	2.0	1	0	0	0-1
2/23	ND	R	---	0.0	0	1	1	0-0
3/1	PSU	R	---	1.0	1	0	0	2-2
3/15	Oklahoma	R	---	0.1	0	0	0	0-0
3/19	Wichita St.	S	L	1.0	3	4	4	2-2
<b>Season Totals: 8 0-1 6.1 7 5 5 5-8</b>								

### Brett Bordes • LHP • #49

2003	Opp.	S/R	W/L	IP	H	R	ER	BB-SO
1/16	UHH	R	---	1.2	0	0	0	2-2
1/19	UHH - 2	R	---	1.0	1	1	1	1-1
1/26	SDSU	R	---	0.1	1	0	0	1-0
1/31	@ LBSU	R	---	0.1	2	1	1	0-0
2/8	BYU	R	---	1.1	0	0	0	0-3
2/15	Oklahoma	R	---	2.0	2	1	1	3-2
2/22	ND	R	---	2.1	1	0	0	2-3
3/2	PSU	R	---	0.2	2	0	0	0-2
3/9	CSUN	R	---	2.0	0	0	0	1-1
3/14	Oklahoma	R	---	1.0	1	0	0	1-1
3/16	Oklahoma	R	---	1.0	1	1	1	0-2
3/19	Wichita St.	R	---	1.0	1	2	2	1-0
3/23	Stanford	R	---	1.0	0	0	0	0-0
3/24	Stanford	R	---	0.1	1	0	0	1-0
3/28	USC	R	W	0.1	0	0	0	0-0
3/30	USC	R	---	0.1	2	1	1	1-0
4/2	N. Mexico	R	---	0.2	1	1	1	2-2
4/13	Cal - 2	R	---	1.0	0	0	0	2-0
4/17	UCLA	R	---	0.2	0	0	0	0-1
4/18	UCLA	R	L	1.0	0	1	1	0-1
4/26	WSU	R	---	0.1	0	0	0	2-0
4/27	WSU	R	---	1.0	1	0	0	1-2
5/14	Oregon St.	R	---	1.0	3	2	0	0-1
5/18	Washington	R	---	2.0	0	0	0	3-1
<b>Season Totals: 24 1-1 24.1 21 11 9 24-24</b>								

### Ryan Bosch • RHP • #31

2003	Opp.	S/R	W/L	IP	H	R	ER	BB-SO
1/18	UHH	R	---	0.2	2	1	0	1-1
4/7	UCU	R	---	0.1	2	0	0	0-0
<b>Season Totals: 2 0-0 1.0 4 1 0 1-1</b>								

### Bryce Kartler • LHP • #27

2003	Opp.	S/R	W/L	IP	H	R	ER	BB-SO
1/19	UHH - 2	S	---	2.0	0	0	0	0-4
1/24	SDSU	R	---	0.0	1	2	2	1-0
1/26	SDSU	R	---	0.2	4	7	7	3-1
1/31	@ LBSU	R	---	1.0	0	0	0	1-2
2/15	Oklahoma	R	---	0.1	0	0	0	0-0
2/16	OSU	R	---	0.2	0	0	0	1-1
3/1	PSU	R	---	1.0	0	0	0	1-2
3/9	CSUN	R	---	0.1	0	0	0	1-1
3/15	Oklahoma	R	---	1.1	1	1	1	0-3
3/19	Wichita St.	R	---	2.0	1	0	0	0-4
3/22	Stanford	R	---	0.1	0	0	0	0-0
3/24	Stanford	R	---	0.1	1	0	0	0-0
3/28	USC	R	---	0.2	0	0	0	0-1
3/29	USC	R	---	0.1	1	0	0	0-0
3/30	USC	R	---	0.0	0	0	0	1-0
4/7	UCU	R	---	0.1	1	1	1	0-0
4/19	UCLA	R	---	1.0	0	0	0	1-1
4/27	WSU	R	---	1.0	0	0	0	0-1
4/30	Oklahoma	R	---	2.0	1	0	0	0-2
5/6	UCI	R	---	0.2	2	0	0	0-0
5/12	Oregon St.	R	---	2.0	2	0	0	1-2
5/14	Oregon St.	R	---	0.0	0	0	0	0-0
<b>Season Totals: 22 0-0 18.0 15 11 11 11-25</b>								

2002	Opp.	S/R	W/L	IP	H	R	ER	BB-SO
2/2	ORU	S	---	5.0	4	4	3	2-6
2/10	TENN	S	W	6.2	2	1	0	6-9
2/17	@ FSU	R	---	6.1	3	3	3	3-6
2/24	CSF	S	---	5.1	5	5	3	2-3
3/3	LMU	S	W	6.1	4	3	2	4-5
3/10	OKST	S	---	5.0	4	2	2	3-6
3/17	OKLA	S	L	5.2	10	3	3	3-6
3/24	@ ARIZ	S	L	4.0	7	8	7	5-5
3/28	WASH	R	L	0.0	1	2	2	0-0
4/6	@ WSU	S	---	3.1	3	5	4	3-2
4/13	@ UCLA	S	L	4.1	3	5	4	2-1
4/19	Cal	R	---	1.0	1	1	1	0-3
4/21	Cal	R	---	3.0	3	1	1	1-1
4/26	@ ND	R	---	0.0	0	1	1	0-0
5/12	@ STAN	R	---	0.1	0	0	0	0-1
5/15	PORT	R	---	1.2	1	0	0	0-2
5/18	USC	R	---	1.0	2	2	2	2-0
5/24	OSU	R	W	2.0	1	1	1	0-0
5/25	OSU	R	W	1.2	1	0	0	1-0
<b>Season Totals: 18 4-4 63.2 55 46 38 37-56</b>								

2001	Opp.	S/R	W/L	IP	H	R	ER	BB-SO
2/1	S. Utah	R	---	0.1	0	0	0	0-1
2/3	S. Utah	R	---	0.1	0	0	0	0-0
2/10	Duke	R	---	0.1	2	1	1	1-0
2/17	Creighton	R	---	0.2	0	0	0	0-0
2/23	@ CSF	R	S	1.0	0	0	0	0-2
3/2	LSU	R	---	1.2	3	2	0	1-3
3/4	LSU	R	---	3.0	4	2	2	0-2
3/10	S. Florida	R	---	3.1	2	0	0	2-4
3/16	@ Cal	R	S	3.0	0	0	0	1-3
3/26	@ OSU	R	---	3.0	5	4	3	2-3
4/1	Stanford	R	---	1.0	4	3	3	0-1
4/7	@ USC	R	---	0.1	0	1	1	1-0
4/9	@ CSF	R	---	2.1	4	4	4	2-1
4/14	WSU	R	---	1.0	2	1	1	1-0
4/19	@ ORU	R	---	2.2	2	2	2	0-1
4/23	Gonzaga	R	S	0.1	1	0	0	0-1
4/29	@ Tenn	R	---	3.0	3	2	2	1-1
5/16	@ Nevada	S	---	3.1	4	2	2	2-3
5/19	UCLA	R	---	0.2	0	0	0	2-1
5/20	UCLA	R	S	2.0	4	3	3	2-4
5/26	Texas Tech	R	---	4.1	6	4	1	1-8
<b>Season Totals: 22 0-0-4 39.0 47 31 25 21-41</b>								

2000	Opp.	S/R	W/L	IP	H	R	ER	BB-SO
3/4	Arizona	R	---	2.0	1	0	0	0-4
3/16	Maine	R	---	1.0	0	0	0	1-2
3/17	Maine	R	---	1.1	3	1	1	1-0
3/26	@ Cal	R	---	1.0	2	0	0	1-0
4/8	Oregon St.	R	---	0.2	1	1	0	0-1
4/21	UCLA	R	---	3.2	2	1	1	2-2
4/25	@ Okla.	R	---	1.1	2	2	2	5-0
4/29	@ USC	R	L	1.1	4	4	4	2-1
5/12	UW	R	S	4.0	7	5	4	2-9
Season Totals:		9	0-1-1	16.0	22	14	12	14-19



# Sun Devil Baseball 2003

## Sun Devil Pitchers -- Career Game-by-Game

### Robbie McClellan • RHP • #15

2003	Opp.	S/R	W/L	IP	H	R	ER	BB-SO
1/16	UHH	R	W	2.0	0	0	0	1-0
1/19	UHH	R	W	2.0	1	0	0	2-3
1/24	SDSU	R	W	3.1	5	1	1	1-5
1/31	@ LBSU	R	---	1.0	2	3	3	2-1
2/6	BYU	R	---	1.0	1	2	2	3-2
2/7	BYU	R	---	1.0	1	0	0	2-2
2/16	OSU	R	---	1.0	1	1	1	0-0
2/17	Gonzaga	R	---	2.0	4	2	2	3-1
3/1	PSU	S	W	5.0	6	1	1	2-5
3/6	CSUN	R	---	1.0	0	0	0	0-3
3/14	Oklahoma	R	---	0.0	0	0	0	2-0
3/18	Wichita St.	R	---	3.0	3	0	0	3-4
3/23	Stanford	R	---	4.0	4	3	3	1-3
3/30	USC	R	---	1.1	1	1	1	1-0
4/2	N. Mexico	R	---	4.1	3	1	1	2-5
4/7	GCU	S	W	5.0	1	1	1	0-7
4/18	UCLA	S	---	3.0	6	4	3	2-4
4/25	WSU	R	---	1.0	0	0	0	0-1
4/27	WSU	R	---	1.0	1	0	0	0-0
4/30	Oklahoma	R	---	0.2	2	0	0	0-0
5/6	UCI	R	---	1.1	0	1	1	1-2
5/12	Oregon St.	R	W	3.2	2	0	0	3-2
5/18	Washington	R	W	5.0	3	1	1	0-1
Season Totals:		24	7-0	53.2	48	22	21	32-52

2002	Opp.	S/R	W/L	IP	H	R	ER	BB-SO
2/2	ORU	R	W	4.0	2	0	0	2-6
2/8	TENN	R	W	3.1	2	0	0	1-7
2/10	TENN	R	S	1.0	1	0	0	1-2
2/16	@ FSU	R	---	2.0	2	1	1	0-3
2/17	@ FSU	R	L	1.0	4	3	3	1-0
2/24	CSF	R	L	2.2	3	2	2	1-2
3/2	LMU	S	W	9.0	3	2	1	8-6
3/8	UNLV	S	W	7.0	4	0	0	0-10
3/12	NMSU	R	---	2.1	2	2	2	0-6
3/16	OKLA	S	W	8.0	7	4	4	3-8
3/22	@ ARIZ	S	---	3.2	4	4	4	5-1
3/28	WASH	S	---	6.0	7	4	4	2-3
4/1	@ UNLV	S	---	3.0	4	4	4	3-1
4/7	@ WSU	S	W	7.0	9	4	4	3-8
4/14	@ UCLA	S	W	8.0	4	2	2	6-4
4/21	Cal	S	L	4.0	5	5	5	2-3
4/26	@ ND	S	L	4.1	6	6	5	3-5
5/12	@ STAN	S	L	7.1	6	3	3	4-4
5/18	USC	S	---	6.0	3	2	1	4-5
5/25	OSU	S	---	4.0	8	6	6	1-5
6/2	UH	L	S	3.1	8	5	3	1-2
Season Totals:		31	7-6-1	97.0	94	59	51	51-91

### Josh Perrault • RHP • #38

2003	Opp.	S/R	W/L	IP	H	R	ER	BB-SO
3/23	Stanford	R	---	1.0	0	0	0	0-1
3/28	USC	R	---	1.0	0	0	0	1-2
Season Totals:		2	0-0	2.0	0	0	0	1-3

2002	Opp.	S/R	W/L	IP	H	R	ER	BB-SO
2/1	S. Utah	R	---	0.1	0	0	0	0-0
2/17	@ FSU	S	---	0.2	0	0	0	0-0
3/24	@ ARIZ	R	---	1.0	2	1	1	0-0
4/1	@ UNLV	R	---	1.1	3	1	0	0-1
4/6	@ WSU	R	---	0.1	3	1	1	1-0
4/19	Cal	R	---	2.0	2	0	0	0-3
4/21	Cal	R	---	1.2	3	1	1	0-1
5/15	PORT	S	---	2.0	5	3	3	1-3
5/18	USC	R	---	1.0	2	2	2	1-0
Season Totals:		9	0-0	10.1	17	9	8	3-9

### Ryan Schroyer • RHP • #12

2003	Opp.	S/R	W/L	IP	H	R	ER	BB-SO
1/17	@ UHH - 1	R	S	2.1	1	0	0	1-4
1/19	@ UHH - 2	R	---	1.0	0	0	0	0-2
1/24	SDSU	R	S	1.0	1	0	0	0-2
1/25	SDSU	R	W	0.2	1	0	0	0-1
2/2	@ LBSU	R	S	1.0	1	0	0	0-1
2/6	BYU	R	W	0.1	0	0	0	0-0
2/8	BYU	R	W	2.0	1	0	0	1-3
2/15	Oklahoma	R	---	1.0	1	0	0	0-0
2/22	ND	R	---	1.0	1	0	0	0-3
2/23	ND	R	S	3.0	3	0	0	0-2
3/2	PSU	R	S	1.1	1	0	0	0-3
3/8	Utah	R	S	1.0	0	0	0	0-3
3/14	Oklahoma	R	---	0.2	0	0	0	0-0
3/18	Wichita St.	R	---	1.0	1	1	0	2-0
3/22	Stanford	R	W	3.0	1	0	0	0-2
3/23	Stanford	R	L	1.0	2	1	1	0-0
3/29	USC	R	L	2.1	3	1	1	2-0
3/30	USC	R	S	1.2	3	1	1	0-0
4/7	GCU	R	---	0.1	0	0	0	0-1
4/13	Cal - 2	R	---	2.0	5	0	0	1-2
4/17	UCLA	R	---	0.1	0	0	0	1-0
4/18	UCLA	R	---	4.2	3	1	1	2-5
4/26	WSU	R	---	2.0	2	2	2	3-3
5/6	UCI	R	---	2.0	0	0	0	2-4
5/14	Oregon St.	R	W	3.2	3	1	1	1-4
5/19	Washington	R	---	2.0	1	0	0	3-2
Season Totals:		26	5-2-7	42.1	35	8	7	19-47

2002	Opp.	S/R	W/L	IP	H	R	ER	BB-SO
2/1	S. Utah	S	W	6.2	3	0	0	3-11
2/8	Tennessee	S	---	5.2	7	4	3	3-8
2/15	@ FSU	S	L	3.1	8	5	5	5-3
2/22	CSF	S	---	4.0	3	1	1	4-3
3/3	LMU	R	---	1.0	2	1	1	1-3
3/9	SJU	R	---	1.0	0	0	0	0-2
3/10	OKST	R	---	1.0	0	0	0	0-3
3/12	NMSU	R	---	0.2	0	0	0	2-2
3/16	OKLA	R	S	1.0	0	0	0	1-2
3/17	OKLA	R	---	1.1	0	0	0	0-1
3/22	@ ARIZ	R	S	1.0	0	0	0	0-3
3/23	@ ARIZ	R	S	2.0	1	0	0	1-1
3/30	WASH	R	---	2.0	1	0	0	1-4
4/1	@ UNLV	R	---	0.2	0	1	0	1-0
4/6	@ WSU	R	W	3.0	3	0	0	0-3
4/12	@ UCLA	R	W	4.0	1	0	0	3-5
4/20	Cal	R	W	3.0	2	1	1	2-3
4/24	@ OKLA	R	S	1.0	0	0	0	0-1
5/11	@ STAN	R	S	4.0	7	2	2	4-3
5/15	PORT	R	---	1.0	1	0	0	1-2
5/17	USC	R	S	2.0	1	1	1	0-2
5/24	OSU	R	---	1.0	0	0	0	0-1
5/26	OSU	R	S	3.1	3	0	0	0-3
5/31	USD	R	S	2.0	1	0	0	1-4
6/2	UH	R	---	5.0	6	2	2	2-2
Season Totals:		25	4-1-8	60.2	50	18	16	35-75

2001	Opp.	S/R	W/L	IP	H	R	ER	BB-SO
2/3	S. Utah	S	W	4.2	5	0	0	0-9
2/10	Duke	S	W	5.0	1	0	0	4-5
2/17	St. Mary's	S	L	3.1	4	4	4	1-4
3/3	LSU	R	---	0.2	1	2	2	1-0
3/10	S. Florida	R	---	1.0	0	0	0	0-2
3/11	S. Florida	R	---	1.0	0	0	0	1-0
3/18	@ Cal	R	---	0.2	2	3	3	2-1
3/26	@ OSU	R	---	0.1	2	2	2	0-1
4/1	Stanford	S	---	3.1	2	1	1	3-3
4/6	@ USC	S	L	2.1	6	6	6	2-1
4/14	WSU	S	---	2.0	1	2	2	2-3
4/19	@ ORU	S	---	3.0	2	0	0	5-0
5/26	@ Fullerton	R	---	1.0	2	3	3	1-0
Season Totals:		13	2-2	28.1	28	23	23	22-29

### Mark Sopko • RHP • #41

2003	Opp.	S/R	W/L	IP	H	R	ER	BB-SO
1/16	UHH	S	---	2.1	2	0	0	2-4
1/19	UHH	S	W	3.0	1	0	0	0-2
1/24	SDSU	S	---	4.2	6	2	2	1-4
1/31	LBSU	S	---	3.0	5	0	0	0-2
2/6	BYU	S	---	4.0	4	1	1	1-2
2/14	Gonzaga	R	W	7.0	3	0	0	0-5
2/23	ND	R	---	0.0	4	4	4	0-0
3/1	PSU	R	---	1.0	0	0	0	0-2
3/7	SUU	S	W	5.0	5	0	0	1-4
3/14	Oklahoma	R	L	0.2	1	1	1	0-0
3/15	Oklahoma	R	---	1.0	1	0	0	0-1
3/18	Wichita St.	R	---	0.2	1	0	0	0-2
3/19	Wichita St.	R	---	5.0	3	0	0	1-2
3/23	Stanford	R	---	2.0	3	2	2	1-3
3/24	Stanford	R	L	0.0	2	2	2	0-0
4/2	N. Mexico	R	---	0.1	2	1	1	0-0
4/11	California	R	---	2.0	1	1	0	3-2
4/19	UCLA	R	---	1.0	0	0	0	0-0
4/27	WSU	R	---	1.0	0	0	0	0-0
5/13	Oregon St.	R	---	2.2	1	0	0	0-2
5/17	Washington	R	---	0.1	0	0	0	0-1
5/19	Washington	R	---	0.1	0	0	0	0-0
Season Totals:		22	3-2	47.0	45	14	13	10-38

2002	Opp.	S/R	W/L	IP	H	R	ER	BB-SO
1/31	OSU	R	---	1.0	0	0	0	0-1
2/3	S. Utah	R	---	0.2	0	0	0	0-0
2/10	TENN	R	---	1.1	3	3	2	1-1
2/15	@ FSU	R	---	1.2	1	1	1	1-1
2/22	CSF	R	---	1.2	1	0	0	0-1
3/3	LMU	R	---	0.2	0	0	0	0-0
3/5	NMSU	R	S	2.0	2	1	1	1-1
3/9	SJU	R	---	1.0	1	0	0	0-1
3/12	NMSU	R	L	0.0	1	1	1	1-0
3/17	OKLA	R	---	2.0	3	4	4	3-3
3/22	@ ARIZ	R	W	2.0	1	0	0	1-1
3/28	WASH	R	---	0.0	2	3	3	1-0
3/30	WASH	R	---	2.2	2	2	2	1-1
4/5	@ WSU	R	---	2.0	3	1	1	0-0
4/14	@ UCLA	R	---	1.0	1	0	0	0-0
4/20	Cal	R	---	1.0	0	0	0	1-2
4/21	Cal	R	---	0.1	0	0	0	0-1
4/24	@ OKLA	R	W	2.2	1	0	0	2-0
4/26	@ ND	R	---	3.2	3	2	1	2-2
5/10	@ STAN	R	---	1.0	1	0	0	0-1
5/12	@ STAN	R	---	0.1	0	0	0	0-1
5/18	USC	R	L	1.0	1	3	3	1-2
5/25	OSU	R	---	0.2	0	0	0	0-2
5/31	USD	R	---	2.0	1	0	0	0-0
6/2	UH	R	---	0.2	2	1	1	0-1
Season Totals:		25	2-2-1	33.0	30	22	20	16-23



# Sun Devil Baseball 2003

## Sun Devil Miscellaneous Hitting Statistics

### Stats By Position

Pos.	HR	RBI
C	4	53
1B	17	94
2B	7	52
3B	3	48
SS	4	51
LF	5	47
CF	9	56
RF	5	53
DH	14	65
PH	3	25
<b>Tot.</b>	<b>70</b>	<b>548</b>

### Stats By Order

Pos.	HR	RBI
1	4	47
2	5	62
3	10	78
4	11	64
5	18	82
6	4	51
7	6	57
8	5	56
9	7	49
<b>Tot.</b>	<b>70</b>	<b>548</b>

### Record By Margin

No.	Total	H	A
1R	3-5	3-4	0-1
2R	6-2	4-1	2-1
3R	1-1	0-1	1-0
4R	3-2	1-1	2-1
5R	4-1	0-0	4-1
6R	2-1	1-0	1-1
7R	4-0	2-0	2-0
8R	4-0	3-0	1-0
9R	3-0	1-0	2-0
10+R	17-0	12-0	5-0
<b>Tot.</b>	<b>47-12</b>	<b>27-7</b>	<b>20-5</b>

*'A' includes neutral*

### Big Innings

Runs	No.
2	53
3	32
4	24
5	12
6	8
7	5
8	3
9	2
10+	2
<b>Tot.</b>	<b>139</b>

## How the Sun Devils Have Scored:

### 0-Out Runs

135

### 1-Out Runs

222

### 2-Out Runs

232

### Total Runs

592

### Two-Out RBI

196

## Home Runs By ASU (70)

Player	Date	Opp.	Pitcher	Runners
Bocchi	1/16	UHH	Shimabuku	3-Run HR
West	1/17	UHH (1)	Zimmerman	Solo HR
Wyrick	1/17	UHH (2)	Vernon	2-Run HR
Larish	1/18	UHH	Lockett	2-Run HR
Ethier	1/18	UHH	Lockett	2-Run HR
West	1/18	UHH	Usui	Solo HR
Bosch	1/18	UHH	Daugherty	Grand Slam
Larish	1/19	UHH (1)	Inaba	3-Run HR
Allen	1/19	UHH (2)	Ebbs	3-Run HR
Pedroia	1/24	SDSU	Pace	2-Run HR
West	1/25	SDSU	Carque	Solo HR
Larish	1/25	SDSU	Hartshorn	Solo HR
Larish	1/26	SDSU	Lindsey	2-Run HR
Garrabrants	1/26	SDSU	Lindsey	Grand Slam
Larish	1/26	SDSU	Coon	Grand Slam
Buck	2/6	BYU	Mousser	Solo HR
Garrabrants	2/6	BYU	Mousser	2-Run HR
West	2/7	BYU	Bergeron	Solo HR
Larish	2/7	BYU	Garcia	Solo HR
Mesa	2/7	BYU	Garcia	2-Run HR
Bocchi	2/8	BYU	Gravley	3-Run HR
Larish	2/8	BYU	Gravley	Solo HR
Garrabrants	2/16	OSU	Koller	3-Run HR
Pedroia	2/16	OSU	Koller	Solo HR
Allen	2/16	OSU	Koller	3-Run HR
Garrabrants	2/17	GU	White	Grand Slam
Allen	2/17	GU	White	2-Run HR
Larish	2/22	ND	Ogilvie	Grand Slam
West	2/22	ND	Vergara	2-Run HR
West	2/22	ND	Vergara	Grand Slam
West	2/23	ND	Gagne	2-Run HR
Larish	2/28	PSU	Stidolf	Grand Slam
Guerrero	2/28	PSU	Wingard	3-Run HR
Bosch	3/1	PSU	Cline	2-Run HR
Larish	3/2	PSU	Farrell	3-Run HR
Buck	3/7	SUU	Bunker	Grand Slam
West	3/9	CSUN	Jean	2-Run HR
Larish	3/9	CSUN	Hochgesang	3-Run HR
West	3/14	OKLA	Roberts	2-Run HR
Allen	3/14	OKLA	Roberts	2-Run HR
Garrabrants	3/23	STAN	McCally	2-Run HR
Ethier	3/23	STAN	O'Hagan	3-Run HR
Larish	3/30	USC	Olsen	Solo HR
Guerrero	3/30	USC	Olsen	Solo HR
Larish	4/2	UNM	Smith	2-Run HR
Pedroia	4/2	UNM	Smith	Solo HR
Garrabrants	4/7	GCU	Michael	3-Run HR
Bosch	4/11	Cal	Brown	2-Run HR
Allen	4/11	Cal	Swick	Grand Slam
Gosewisch	4/17	UCLA	Kunes	2-Run HR
Ethier	4/18	UCLA	Silva	Solo HR
Ethier	4/19	UCLA	Janssen	3-Run HR
Buck	4/19	UCLA	Janssen	2-Run HR
Larish	4/19	UCLA	Miltnerberger	Grand Slam
West	4/25	WSU	MacKenzie	Solo HR
Larish	4/25	WSU	Svendsen	3-Run HR
Bosch	4/25	WSU	Svendsen	Solo HR
West	4/26	WSU	Alwert	2-Run HR
West	4/27	WSU	Banaszak	2-Run HR
Ethier	4/27	WSU	Kenyon	3-Run HR
West	4/27	WSU	Kenyon	Grand Slam
West	4/27	WSU	Freeman	3-Run HR
Allen	4/30	OKLA	Swindell	Grand Slam
Garrabrants	5/6	UCI	Krise	Solo HR
West	5/6	UCI	Tripoli	2-Run HR
West	5/6	UCI	Koehler	2-Run HR
Buck	5/12	OSU	Rowe	2-Run HR
Gosewisch	5/14	OSU	Baldwin	2-Run HR
Pedroia	5/18	WASH	Peterson	Solo HR
Ethier	5/19	WASH	Johnson	Solo HR

## Home Runs By Opponents (39)

Player	Date	Team	Pitcher	Runners
Stephens	1/26	SDSU	Arguello	Solo HR
Itri	2/6	BYU	Sopko	Solo HR
Itri	2/7	BYU	Liebeck	Solo HR
Jacobsen	2/7	BYU	Liebeck	2-Run HR
Andres	2/22	ND	Vaughan	Solo HR
Rizzo	2/23	ND	Thurmond	Solo HR
Macri	2/23	ND	Lopez	2-Run HR
Harter	3/1	PSU	McClellan	Solo HR
Harter	3/2	PSU	Vaughan	2-Run HR
Simpson	3/6	CSUN	Averill	Solo HR
Jordanson	3/8	Utah	Thurmond	2-Run HR
Wyman	3/14	OKLA	Thurmond	Solo HR
Yaconetti	3/14	OKLA	Thurmond	2-Run HR
Yaconetti	3/15	OKLA	Kartler	Solo HR
Wyman	3/16	OKLA	Bordes	Solo HR
Moffitt	3/19	WST	Bordes	2-Run HR
Moon	3/29	USC	Averill	Solo HR
S. Gordon	3/29	USC	Averill	2-Run HR
Lunetta	3/30	USC	McClellan	Solo HR
Bonovich	3/30	USC	Arguello	Solo HR
Salas	4/2	UNM	Vaughan	2-Run HR
Kaats	4/7	GCU	McClellan	Solo HR
Conley	4/11	Cal	Averill	Solo HR
Whisler	4/17	UCLA	Averill	2-Run HR
McCarthy	4/17	UCLA	Vaughan	2-Run HR
Griffin	4/18	UCLA	McClellan	2-Run HR
Susdorf	4/18	UCLA	Schroyer	Solo HR
Griffin	4/19	UCLA	Thurmond	Solo HR
Jacobsen	4/26	WSU	Liebeck	Solo HR
Kunda	5/14	OSU	Liebeck	Solo HR
Ellsbury	5/14	OSU	Schroyer	Solo HR
Wagner	5/17	WASH	Averill	Solo HR
Wagner	5/17	WASH	Averill	2-Run HR
Lillibridge	5/18	WASH	Thurmond	Solo HR
Wagner	5/18	WASH	McClellan	2-Run HR
Boudon	5/19	WASH	Vaughan	2-Run HR
Lillibridge	5/19	WASH	Vaughan	Solo HR
Boudon	5/19	WASH	Liebeck	Solo HR

## Series Pitching Breakdown:

	W-L	ERA	IP	H	R	ER	BB	S.O.
Hawai'i-Hilo	6-0	2.40	45.0	30	15	12	21	55
SDSU	3-0	5.67	27.0	31	17	17	9	29
LBSU	2-1	3.12	26.0	24	13	9	6	10
BYU	3-0	3.33	27.0	28	15	10	14	23
Tourney-1	3-0	3.00	27.0	26	11	9	10	21
DAY/ND	3-0	3.00	27.0	24	12	9	9	25
PSU	3-0	2.33	27.0	25	8	7	8	27
Tourney-2	4-0	2.12	34.0	28	8	8	9	39
Oklahoma	2-1	2.67	27.0	27	11	8	7	28
Wichita St.	1-1	3.00	18.0	16	8	6	10	21
STAN	1-2	5.70	30.0	39	19	19	5	27
USC	2-1	5.06	26.2	31	15	15	13	11
CAL	3-0	1.00	27.0	26	4	3	18	14
UCLA	1-2	4.94	31.0	29	18	17	10	36
WSU	3-0	0.96	28.0	14	3	3	14	26
OSU	2-1	4.50	26.0	29	17	13	12	18
WASH	1-2	5.04	25.0	22	14	14	13	14
ARIZ								

## Series Batting Breakdown:

	AVG	AB	R	H	RBI	2B-3B-HR	BB-SO
Hawai'i-Hilo	.439	221	85	97	82	23-4-9	33-19
SDSU	.298	104	35	31	33	7-0-6	24-11
LBSU	.245	102	12	25	11	3-0-0	10-26
BYU	.343	108	29	37	28	5-0-7	22-18
Tourney-1	.319	94	24	30	24	4-2-3	22-19
DAY/ND	.336	110	40	37	37	5-0-4	30-10
PSU	.380	100	36	38	30	10-2-4	26-7
Tourney-2	.420	143	47	60	44	19-2-3	15-19
Oklahoma	.340	106	25	36	23	13-0-2	15-16
Wichita St.	.318	66	12	21	10	4-1-0	10-10
STAN	.265	113	17	30	17	6-2-2	10-23
USC	.363	113	23	41	20	5-0-2	26-21
CAL	.311	106	27	33	25	6-0-2	14-20
UCLA	.364	132	32	48	27	8-1-5	17-19
WSU	.437	126	51	55	49	6-4-8	49-11
OSU	.354	113	27	40	23	8-0-2	19-21
WASH	.306	111	16	34	16	6-0-2	12-26
ARIZ							

## Pinch-Hitting Statistics:

Player	AB	AVG	H	2B	3B	HR	RBI
Larish	1	1.000	1	0	0	0	0
Buck	1	1.000	1	0	0	0	1
Allen	10	.600	6	2	0	2	9
Garrabrants	4	.500	2	1	0	1	4
Mesa	2	.500	1	0	0	0	2
Wyrick	14	.357	5	0	1	0	0
Guerrero	23	.348	8	0	1	0	6
Walsh	22	.318	7	1	0	0	4
Bosch	6	.167	1	0	0	0	0
Bocchi	8	.125	1	0	0	0	0
Kartler	7	.000	0	0	0	0	0
Schoenberger	3	.000	0	0	0	0	0
West	3	.000	0	0	0	0	0
Cadena	2	.000	0	0	0	0	1
<b>Team Totals:</b>	<b>108</b>	<b>.306</b>	<b>33</b>	<b>4</b>	<b>2</b>	<b>3</b>	<b>26</b>



# Sun Devil Baseball 2003

## Starting Lineups By Batting Order

Date	Opponent	No. (Time)	Record	1	2	3	4	5	6	7	8	9
1/16	Hawaii-Hilo	1 (1)	1-0	Pedroia	Buck	Larish	Allen	Ethier	West	Mesa	Bocchi	Garrabrants
1/17	Hawaii-Hilo	1 (2)	2-0	Pedroia	Buck	Larish	Allen	Ethier	West	Mesa	Bocchi	Garrabrants
1/17	Hawaii-Hilo	2 (1)	1-0	Pedroia	Buck	Ethier	West	Larish	Allen	Bocchi	Wyrick	Walsh
1/18	Hawaii-Hilo	3 (1)	1-0	Pedroia	Buck	Ethier	West	Larish	Mesa	Allen	Gosewisch	Garrabrants
1/19	Hawaii-Hilo	4 (1)	1-0	Pedroia	Buck	Ethier	West	Larish	Wyrick	Bosch	Gosewisch	Walsh
1/19	Hawaii-Hilo	5 (1)	1-0	Pedroia	Buck	Ethier	West	Larish	Guerrero	Allen	Bocchi	Walsh
1/24	SDSU	6 (1)	1-0	Pedroia	Buck	Ethier	West	Larish	Allen	Mesa	Bocchi	Garrabrants
1/25	SDSU	7 (1)	1-0	Pedroia	Buck	Ethier	West	Larish	Allen	Wyrick	Gosewisch	Garrabrants
1/26	SDSU	8 (1)	1-0	Pedroia	Buck	Ethier	West	Larish	Mesa	Allen	Bocchi	Garrabrants
1/31	LBSU	9 (1)	0-1	Walsh	Pedroia	Ethier	Larish	Allen	Buck	Wyrick	Bocchi	Garrabrants
2/1	LBSU	10 (1)	1-0	Pedroia	Buck	Ethier	Larish	Bosch	Mesa	Allen	Bocchi	Garrabrants
2/2	LBSU	11 (1)	1-0	Pedroia	Buck	Larish	Ethier	West	Bosch	Wyrick	Gosewisch	Garrabrants
2/6	BYU	12 (1)	1-0	Pedroia	Buck	Larish	Ethier	Allen	Wyrick	Bosch	Gosewisch	Garrabrants
2/7	BYU	13 (1)	1-0	Pedroia	Buck	Larish	Ethier	West	Mesa	Bosch	Bocchi	Garrabrants
2/8	BYU	14 (1)	1-0	Pedroia	Buck	Larish	Ethier	West	Guerrero	Bosch	Bocchi	Garrabrants
2/14	Gonzaga	15 (1)	1-0	Pedroia	Buck	Larish	Ethier	West	Wyrick	Bosch	Gosewisch	Garrabrants
2/15	OK State	16 (1)	1-0	Pedroia	Buck	Larish	Ethier	West	Mesa	Allen	Bocchi	Garrabrants
2/16	OSU	17 (1)	1-0	Pedroia	Wyrick	Larish	Ethier	Garrabrants	Allen	Guerrero	Bocchi	Bosch
2/17	Gonzaga	18 (1)	1-0	Pedroia	Buck	Larish	Ethier	Garrabrants	Mesa	Allen	Gosewisch	Bosch
2/21	Dayton	19 (1)	1-0	Pedroia	Buck	Larish	Ethier	Garrabrants	Mesa	Allen	Bocchi	Bosch
2/22	Notre Dame	20 (1)	1-0	Pedroia	Buck	Larish	Ethier	Garrabrants	Mesa	West	Bocchi	Bosch
2/23	Notre Dame	21 (1)	1-0	Pedroia	Buck	Larish	West	Ethier	Mesa	Garrabrants	Gosewisch	Bosch
2/28	Penn State	22 (1)	1-0	Pedroia	Buck	Larish	West	Ethier	Garrabrants	Mesa	Bocchi	Bosch
3/1	Penn State	23 (1)	1-0	Pedroia	Buck	Larish	West	Ethier	Garrabrants	Mesa	Gosewisch	Bosch
3/2	Penn State	22 (2)	2-0	Pedroia	Buck	Larish	West	Ethier	Garrabrants	Mesa	Bocchi	Bosch
3/6	Northridge	24 (1)	1-0	Pedroia	Buck	Larish	West	Ethier	Mesa	Garrabrants	Bocchi	Bosch
3/7	S. Utah	25 (1)	1-0	Pedroia	Buck	Larish	West	Ethier	Mesa	Garrabrants	Bocchi	Allen
3/8	Utah	21 (2)	2-0	Pedroia	Buck	Larish	West	Ethier	Mesa	Garrabrants	Gosewisch	Bosch
3/9	Northridge	26 (1)	1-0	Pedroia	Ethier	Larish	West	Garrabrants	Wyrick	Buck	Gosewisch	Bosch
3/14	Oklahoma	25 (2)	1-1	Pedroia	Buck	Larish	West	Ethier	Mesa	Garrabrants	Bocchi	Allen
3/15	Oklahoma	27 (1)	1-0	Pedroia	Wyrick	Guerrero	West	Garrabrants	Allen	Buck	Bosch	Gosewisch
3/16	Oklahoma	28 (1)	1-0	Pedroia	Wyrick	Guerrero	West	Allen	Garrabrants	Ethier	Gosewisch	Bosch
3/18	Wichita St.	29 (1)	1-0	Pedroia	Wyrick	Guerrero	West	Ethier	Garrabrants	Buck	Gosewisch	Allen
3/19	Wichita St.	30 (1)	1-0	Pedroia	Buck	Guerrero	West	Wyrick	Ethier	Garrabrants	Bocchi	Allen
3/22	Stanford	31 (1)	1-0	Pedroia	Buck	Larish	West	Ethier	Wyrick	Garrabrants	Allen	Gosewisch
3/23	Stanford	32 (1)	0-1	Pedroia	Buck	Larish	West	Mesa	Wyrick	Ethier	Allen	Bocchi
3/24	Stanford	33 (1)	0-1	Pedroia	Wyrick	Larish	Garrabrants	Ethier	Guerrero	Buck	Allen	Gosewisch
3/28	USC	34 (1)	1-0	Pedroia	Wyrick	Larish	Ethier	Allen	Mesa	Buck	Bosch	Gosewisch
3/29	USC	35 (1)	0-1	Pedroia	Wyrick	Larish	Ethier	West	Buck	Garrabrants	Gosewisch	Bosch
3/30	USC	36 (1)	1-0	Pedroia	Buck	Wyrick	Larish	Guerrero	Ethier	Garrabrants	Allen	Gosewisch
4/2	UNM	37 (1)	0-1	Pedroia	Buck	Larish	Ethier	Mesa	Wyrick	Kartler	West	Walsh
4/7	GCU	38 (1)	1-0	Pedroia	Buck	Larish	West	Ethier	Wyrick	Allen	Gosewisch	Garrabrants
4/11	California	39 (1)	1-0	Pedroia	Buck	Larish	West	Ethier	Wyrick	Garrabrants	Gosewisch	Bosch
4/13	California	40 (1)	1-0	Walsh	Buck	Pedroia	Larish	Wyrick	Ethier	Garrabrants	Gosewisch	Bosch
4/13	California	41 (1)	1-0	Walsh	Buck	Pedroia	Larish	Ethier	Garrabrants	Wyrick	Bocchi	Bosch
4/17	UCLA	42 (1)	0-1	Walsh	Buck	Pedroia	Larish	Ethier	Wyrick	Garrabrants	Gosewisch	Bosch
4/18	UCLA	43 (1)	0-1	Walsh	Buck	Pedroia	Larish	Ethier	Guerrero	Wyrick	Garrabrants	Gosewisch
4/19	UCLA	44 (1)	1-0	Pedroia	Walsh	Larish	Ethier	West	Mesa	Buck	Guerrero	Gosewisch
4/25	WSU	45 (1)	1-0	Pedroia	Walsh	Ethier	Larish	West	Buck	Mesa	Garrabrants	Gosewisch
4/26	WSU	45 (2)	2-0	Pedroia	Walsh	Ethier	Larish	West	Buck	Mesa	Garrabrants	Gosewisch
4/27	WSU	46 (1)	1-0	Pedroia	Walsh	Ethier	Larish	West	Buck	Allen	Garrabrants	Gosewisch
4/30	Oklahoma	45 (3)	3-0	Pedroia	Walsh	Ethier	Larish	West	Buck	Mesa	Garrabrants	Gosewisch
5/6	UC Irvine	45 (4)	4-0	Pedroia	Walsh	Ethier	Larish	West	Buck	Mesa	Garrabrants	Gosewisch
5/12	Oregon St.	45 (5)	5-0	Pedroia	Walsh	Ethier	Larish	West	Buck	Mesa	Garrabrants	Gosewisch
5/13	Oregon St.	47 (1)	0-1	Pedroia	Wyrick	Ethier	Larish	West	Buck	Garrabrants	Gosewisch	Bosch
5/14	Oregon St.	45 (6)	6-0	Pedroia	Walsh	Ethier	Larish	West	Buck	Mesa	Garrabrants	Gosewisch
5/17	Washington	48 (1)	0-1	Pedroia	Walsh	Ethier	West	Larish	Mesa	Garrabrants	Buck	Gosewisch
5/18	Washington	49 (1)	1-0	Pedroia	Larish	West	Ethier	Guerrero	Mesa	Garrabrants	Buck	Gosewisch
5/19	Washington	49 (2)	1-1	Pedroia	Larish	West	Ethier	Guerrero	Mesa	Garrabrants	Buck	Gosewisch

**Total Number of Different Batting Lineups: 49**

**Most Common Lineup by Batting Order: #46 (6 times)**



# Sun Devil Baseball 2003

## Starting Lineups By Position


Date	Opponent	No. (Time)	Record	1B	2B	SS	3B	LF	CF	RF	C	DH
1/16	Hawaii-Hilo	1 (1)	1-0	Larish	Garrabrants	Pedroia	Mesa	Buck	Allen	Ethier	Bocchi	West
1/17	Hawaii-Hilo	1 (2)	2-0	Larish	Garrabrants	Pedroia	Mesa	Buck	Allen	Ethier	Bocchi	West
1/17	Hawaii-Hilo	2 (1)	1-0	Larish	Walsh	Pedroia	Wyrick	Buck	Allen	Ethier	Bocchi	West
1/18	Hawaii-Hilo	3 (1)	1-0	Larish	Garrabrants	Pedroia	Mesa	Buck	Allen	Ethier	Gosewisch	West
1/19	Hawaii-Hilo	4 (1)	1-0	Larish	Walsh	Pedroia	Wyrick	Buck	Bosch	Ethier	Gosewisch	West
1/19	Hawaii-Hilo	5 (1)	1-0	Guerrero	Walsh	Pedroia	Larish	Buck	Allen	Ethier	Bocchi	West
1/24	SDSU	1 (3)	3-0	Larish	Garrabrants	Pedroia	Mesa	Buck	Allen	Ethier	Bocchi	West
1/25	SDSU	6 (1)	1-0	Larish	Garrabrants	Pedroia	Wyrick	Buck	Allen	Ethier	Gosewisch	West
1/26	SDSU	1 (4)	4-0	Larish	Garrabrants	Pedroia	Mesa	Buck	Allen	Ethier	Bocchi	West
1/31	LBSU	7 (1)	0-1	Larish	Garrabrants	Pedroia	Wyrick	Buck	Allen	Ethier	Bocchi	Walsh
2/1	LBSU	8 (1)	1-0	Larish	Garrabrants	Pedroia	Mesa	Buck	Bosch	Ethier	Bocchi	Allen
2/2	LBSU	4 (2)	2-0	Larish	Garrabrants	Pedroia	Wyrick	Buck	Bosch	Ethier	Gosewisch	West
2/6	BYU	9 (1)	1-0	Larish	Garrabrants	Pedroia	Wyrick	Buck	Bosch	Ethier	Gosewisch	Allen
2/7	BYU	10 (1)	1-0	Larish	Garrabrants	Pedroia	Mesa	Buck	Bosch	Ethier	Bocchi	West
2/8	BYU	11 (1)	1-0	Guerrero	Garrabrants	Pedroia	Larish	Buck	Bosch	Ethier	Bocchi	West
2/14	Gonzaga	4 (3)	3-0	Larish	Garrabrants	Pedroia	Wyrick	Buck	Bosch	Ethier	Gosewisch	West
2/15	OK State	12 (1)	1-0	Larish	Garrabrants	Pedroia	Mesa	Allen	Ethier	Buck	Bocchi	West
2/16	OSU	13 (1)	1-0	Larish	Garrabrants	Pedroia	Wyrick	Allen	Bosch	Ethier	Bocchi	Guerrero
2/17	Gonzaga	14 (1)	1-0	Larish	Garrabrants	Pedroia	Mesa	Allen	Bosch	Ethier	Gosewisch	Buck
2/21	Dayton	8 (2)	2-0	Larish	Garrabrants	Pedroia	Mesa	Buck	Bosch	Ethier	Bocchi	Allen
2/22	Notre Dame	10 (2)	2-0	Larish	Garrabrants	Pedroia	Mesa	Buck	Bosch	Ethier	Bocchi	West
2/23	Notre Dame	15 (1)	1-0	Larish	Garrabrants	Pedroia	Mesa	Buck	Bosch	Ethier	Gosewisch	West
2/28	Penn State	10 (3)	3-0	Larish	Garrabrants	Pedroia	Mesa	Buck	Bosch	Ethier	Bocchi	West
3/1	Penn State	15 (2)	2-0	Larish	Garrabrants	Pedroia	Mesa	Buck	Bosch	Ethier	Gosewisch	West
3/2	Penn State	10 (4)	4-0	Larish	Garrabrants	Pedroia	Mesa	Buck	Bosch	Ethier	Bocchi	West
3/6	Northridge	10 (5)	5-0	Larish	Garrabrants	Pedroia	Mesa	Buck	Bosch	Ethier	Bocchi	West
3/7	S. Utah	12 (2)	2-0	Larish	Garrabrants	Pedroia	Mesa	Allen	Ethier	Buck	Bocchi	West
3/8	Utah	15 (3)	3-0	Larish	Garrabrants	Pedroia	Mesa	Buck	Bosch	Ethier	Gosewisch	West
3/9	Northridge	4 (4)	4-0	Larish	Garrabrants	Pedroia	Wyrick	Buck	Bosch	Ethier	Gosewisch	West
3/14	Oklahoma	12 (3)	2-1	Larish	Garrabrants	Pedroia	Mesa	Allen	Ethier	Buck	Bocchi	West
3/15	Oklahoma	16 (1)	1-0	Guerrero	Garrabrants	Pedroia	Wyrick	Allen	Bosch	Buck	Gosewisch	West
3/16	Oklahoma	17 (1)	1-0	Guerrero	Garrabrants	Pedroia	Wyrick	Allen	Bosch	Ethier	Gosewisch	West
3/18	Wichita St.	16 (2)	2-0	Guerrero	Garrabrants	Pedroia	Wyrick	Allen	Ethier	Buck	Gosewisch	West
3/19	Wichita St.	18 (1)	0-1	Guerrero	Garrabrants	Pedroia	Wyrick	Allen	Ethier	Buck	Bocchi	West
3/22	Stanford	19 (1)	1-0	Larish	Garrabrants	Pedroia	Wyrick	Allen	Ethier	Buck	Gosewisch	West
3/23	Stanford	20 (1)	0-1	Larish	Mesa	Pedroia	Wyrick	Allen	Ethier	Buck	Bocchi	West
3/24	Stanford	21 (1)	0-1	Larish	Garrabrants	Pedroia	Wyrick	Allen	Ethier	Buck	Bocchi	Guerrero
3/28	USC	22 (1)	1-0	Larish	Mesa	Pedroia	Wyrick	Buck	Bosch	Ethier	Gosewisch	Allen
3/29	USC	4 (5)	4-1	Larish	Garrabrants	Pedroia	Wyrick	Buck	Bosch	Ethier	Gosewisch	West
3/30	USC	23 (1)	1-0	Larish	Garrabrants	Pedroia	Wyrick	Allen	Ethier	Buck	Gosewisch	Guerrero
4/2	UNM	24 (1)	0-1	Larish	Mesa	Pedroia	Wyrick	Buck	Kartler	Ethier	West	Walsh
4/7	GCU	19 (2)	2-0	Larish	Garrabrants	Pedroia	Wyrick	Allen	Ethier	Buck	Gosewisch	West
4/11	California	4 (6)	5-1	Larish	Garrabrants	Pedroia	Wyrick	Buck	Bosch	Ethier	Gosewisch	West
4/13	California	25 (1)	1-0	Larish	Garrabrants	Pedroia	Wyrick	Buck	Bosch	Ethier	Gosewisch	Walsh
4/13	California	26 (1)	2-0	Larish	Garrabrants	Pedroia	Wyrick	Buck	Bosch	Ethier	Bocchi	Walsh
4/17	UCLA	25 (2)	1-1	Larish	Garrabrants	Pedroia	Wyrick	Buck	Bosch	Ethier	Gosewisch	Walsh
4/18	UCLA	27 (1)	0-1	Larish	Garrabrants	Pedroia	Wyrick	Walsh	Ethier	Buck	Gosewisch	Guerrero
4/19	UCLA	28 (1)	1-0	Guerrero	Mesa	Pedroia	Larish	Walsh	Ethier	Buck	Gosewisch	West
4/25	WSU	29 (1)	1-0	Larish	Garrabrants	Pedroia	Mesa	Walsh	Ethier	Buck	Gosewisch	West
4/26	WSU	29 (2)	2-0	Larish	Garrabrants	Pedroia	Mesa	Walsh	Ethier	Buck	Gosewisch	West
4/27	WSU	30 (1)	1-0	West	Garrabrants	Pedroia	Larish	Allen	Ethier	Buck	Gosewisch	Walsh
4/30	Oklahoma	29 (3)	3-0	Larish	Garrabrants	Pedroia	Mesa	Walsh	Ethier	Buck	Gosewisch	West
5/6	UC Irvine	29 (4)	4-0	Larish	Garrabrants	Pedroia	Mesa	Walsh	Ethier	Buck	Gosewisch	West
5/12	Oregon St.	29 (5)	5-0	Larish	Garrabrants	Pedroia	Mesa	Walsh	Ethier	Buck	Gosewisch	West
5/13	Oregon St.	4 (7)	5-2	Larish	Garrabrants	Pedroia	Wyrick	Buck	Bosch	Ethier	Gosewisch	West
5/14	Oregon St.	29 (6)	6-0	Larish	Garrabrants	Pedroia	Mesa	Walsh	Ethier	Buck	Gosewisch	West
5/17	Washington	29 (7)	6-1	Larish	Garrabrants	Pedroia	Mesa	Walsh	Ethier	Buck	Gosewisch	West
5/18	Washington	31 (1)	1-0	Larish	Garrabrants	Pedroia	Mesa	Guerrero	Ethier	Buck	Gosewisch	West
5/19	Wasahington	31 (2)	1-1	Larish	Garrabrants	Pedroia	Mesa	Guerrero	Ethier	Buck	Gosewisch	West

**Total Number of Different Positional Lineups: 31**

**Most Common Lineup by Position: #4 and #29 (7 times)**



# Sun Devil Baseball 2003




## Arizona State Team Batting Game-by-Game Statistics

Date	Opponent	AB	R	H	RBI	2B	3B	HR	BB	IBB	SB	CS	HBP	SAC	SF	GDP	K	PO	A	E	Avg
Jan 16, 2003	at Hawaii-Hilo	39	9	16	9	3	2	1	4	0	1	1	0	0	1	1	2	27	9	0	.410
Jan 17, 2003	at Hawaii-Hilo	38	10	13	9	2	0	1	5	0	5	0	2	0	2	0	7	27	9	1	.377
Jan 17, 2003	at Hawaii-Hilo	36	14	14	13	3	0	1	6	0	0	0	2	0	0	0	3	21	8	0	.381
Jan 18, 2003	at Hawaii-Hilo	42	18	19	18	5	1	4	7	0	0	0	0	1	1	0	4	24	12	2	.400
Jan 19, 2003	at Hawaii-Hilo	30	16	17	15	5	0	1	4	0	0	0	0	0	1	1	2	15	6	0	.427
Jan 19, 2003	at Hawaii-Hilo	36	18	18	18	5	1	1	7	0	1	0	4	0	3	0	1	21	7	0	.439
Jan 24, 2003	San Diego State	31	7	9	7	4	0	1	8	1	1	0	0	1	1	1	3	27	12	0	.421
Jan 25, 2003	San Diego State	33	4	9	4	1	0	2	4	0	1	1	1	0	1	0	3	27	11	2	.404
Jan 26, 2003	San Diego State	40	24	13	22	2	0	3	12	0	0	1	0	0	2	0	5	27	10	2	.394
Jan 31, 2003	at Long Beach State	36	5	12	4	1	0	0	3	0	1	0	3	1	1	1	8	24	11	1	.388
Feb 01, 2003	at Long Beach State	32	3	7	3	1	0	0	3	1	1	1	1	0	0	1	9	27	12	0	.374
Feb 02, 2003	at Long Beach State	34	4	6	4	1	0	0	4	0	1	0	1	0	0	0	9	27	12	2	.358
Feb 06, 2003	BYU	36	6	10	5	2	0	2	6	0	1	0	0	0	0	0	3	27	12	1	.352
Feb 07, 2003	BYU	42	17	18	17	3	0	3	12	0	1	0	2	0	0	1	10	27	9	3	.358
Feb 08, 2003	BYU	30	6	9	6	0	0	2	4	0	1	0	0	0	1	1	5	27	15	0	.355
Feb 14, 2003	vs Gonzaga	32	8	11	8	1	1	0	13	0	2	1	2	0	1	1	8	27	11	1	.354
Feb 15, 2003	vs Oklahoma State	31	7	9	7	1	1	0	6	0	2	1	1	0	2	1	5	27	12	0	.351
Feb 16, 2003	vs Oregon State	31	9	10	9	2	0	3	3	0	0	1	0	1	1	0	6	27	11	0	.350
Feb 17, 2003	Gonzaga	36	17	11	17	1	0	2	10	0	0	0	2	0	3	0	9	27	16	0	.347
Feb 21, 2003	Dayton	38	10	14	10	1	0	0	9	0	1	0	2	0	0	0	3	27	14	2	.349
Feb 22, 2003	Notre Dame	34	16	10	15	0	0	3	11	0	2	0	2	0	0	1	4	27	9	3	.346
Feb 23, 2003	Notre Dame	38	14	13	12	4	0	1	10	0	2	0	2	0	0	0	3	27	13	1	.346
Feb 28, 2003	Penn State	37	13	16	11	5	1	2	9	0	1	0	3	0	0	2	5	27	10	1	.350
Mar 01, 2003	Penn State	32	12	10	10	2	0	1	9	0	1	0	2	0	0	2	3	27	9	0	.348
Mar 02, 2003	Penn State	31	11	12	9	3	1	1	8	0	0	1	2	0	0	2	3	27	13	3	.350
Mar 06, 2003	CS Northridge	37	10	15	9	6	1	0	3	0	2	1	1	0	1	1	6	27	7	1	.352
Mar 07, 2003	Southern Utah	38	19	22	18	6	1	1	4	0	5	0	2	0	1	0	6	21	12	0	.361
Mar 08, 2003	Utah	32	6	8	6	4	0	0	3	0	0	0	1	0	0	0	4	27	7	0	.357
Mar 09, 2003	CS Northridge	36	12	15	11	3	0	2	5	0	0	1	3	2	2	1	3	27	9	2	.360
Mar 14, 2003	Oklahoma	36	5	11	5	2	0	2	3	0	1	1	1	0	0	0	6	27	8	3	.358
Mar 15, 2003	Oklahoma	37	10	15	10	7	0	0	9	4	1	0	0	1	1	0	6	27	11	0	.359
Mar 16, 2003	Oklahoma	33	10	10	8	4	0	0	3	0	0	0	2	0	0	1	4	27	10	3	.358
Mar 18, 2003	Wichita State	34	9	12	7	4	0	0	7	0	3	0	1	2	0	1	8	27	10	1	.358
Mar 19, 2003	Wichita State	32	3	9	3	0	1	0	3	0	0	0	1	0	1	2	2	27	12	1	.355
Mar 22, 2003	*Stanford	39	7	11	7	0	1	0	6	1	1	1	3	2	1	1	12	33	7	2	.353
Mar 23, 2003	*Stanford	43	8	14	8	4	0	2	4	1	0	0	2	1	0	1	6	30	11	3	.352
Mar 24, 2003	*Stanford	31	2	5	2	2	1	0	0	0	1	0	1	0	1	0	5	27	13	1	.348
Mar 28, 2003	at *USC	41	11	17	9	2	0	0	14	0	1	1	0	0	0	2	11	27	10	0	.350
Mar 29, 2003	at *USC	34	5	10	5	3	0	0	6	2	2	1	2	1	1	0	5	26	13	1	.348
Mar 30, 2003	at *USC	38	7	14	6	0	0	2	6	1	1	0	0	0	1	1	5	27	18	1	.349
Apr 02, 2003	New Mexico	36	7	8	5	1	0	2	7	0	1	0	2	0	0	0	4	27	10	2	.346
Apr 07, 2003	Grand Canyon	38	10	16	10	1	0	1	4	0	1	1	0	0	1	1	5	27	8	2	.348
Apr 11, 2003	at *California	40	11	17	11	3	0	2	2	0	1	1	1	0	1	0	2	27	13	1	.350
Apr 13, 2003	at *California	32	6	8	5	0	0	0	5	0	0	1	2	1	1	2	7	27	10	0	.348
Apr 13, 2003	at *California	34	10	8	9	3	0	0	7	0	3	0	2	2	0	1	11	27	6	1	.345
Apr 17, 2003	*UCLA	38	8	12	6	1	0	1	3	0	0	0	2	0	0	1	7	27	11	1	.345
Apr 18, 2003	*UCLA	51	7	15	4	4	1	1	10	1	1	0	1	1	0	4	6	39	14	1	.343
Apr 19, 2003	*UCLA	43	17	21	17	3	0	3	4	0	1	0	1	1	0	0	6	27	9	0	.347
Apr 25, 2003	*Washington State	44	21	21	21	2	2	3	6	0	1	1	4	0	1	1	5	27	17	0	.350
Apr 26, 2003	*Washington State	34	5	10	5	0	1	1	5	0	0	1	2	0	0	5	2	30	14	2	.349
Apr 27, 2003	*Washington State	48	25	24	23	4	1	4	8	0	2	0	4	0	0	1	4	27	11	1	.353
Apr 30, 2003	at Oklahoma	34	9	9	9	0	0	1	4	0	3	0	1	2	2	0	4	27	9	0	.351
May 06, 2003	UC Irvine	34	11	12	8	2	1	3	8	0	0	0	1	0	2	1	7	27	12	1	.351
May 12, 2003	at *Oregon State	41	14	13	11	4	0	1	8	0	5	0	1	1	1	0	13	27	7	1	.350
May 13, 2003	at *Oregon State	34	1	10	1	1	0	0	2	0	0	0	0	1	0	2	2	24	12	1	.350
May 14, 2003	at *Oregon State	38	12	17	11	3	0	1	9	1	0	3	0	0	1	2	6	27	12	3	.351
May 17, 2003	at *Washington	32	1	6	1	1	0	0	4	0	1	1	0	0	0	1	8	24	8	0	.349
May 18, 2003	at *Washington	39	11	12	11	0	0	1	7	0	0	0	0	0	2	0	9	27	12	1	.348
May 19, 2003	at *Washington	40	4	16	4	5	0	1	1	0	0	2	0	0	0	1	9	24	13	1	.349
Totals		2146	592	749	548	143	19	70	357	13	64	25	78	23	42	50	329	1571	639	63	.349





# Sun Devil Baseball 2003



## Arizona State Team Pitching Game-by-Game Statistics


Date	Opponent	IP	H	R	ER	BB	SO	2B	3B	HR	WP	BK	HBP	DP	IBB	Score	W-L	SV	ERA
Jan 16, 2003	at Hawaii-Hilo	9.0	4	0	0	6	13	0	0	0	0	0	3	0	0	9-0	1-0	0	0.00
Jan 17, 2003	at Hawaii-Hilo	9.0	9	5	5	4	13	3	0	0	0	0	0	0	0	10-5	2-0	1	2.50
Jan 17, 2003	at Hawaii-Hilo	7.0	7	2	2	2	7	1	1	0	0	0	0	0	0	14-2	3-0	1	2.52
Jan 18, 2003	at Hawaii-Hilo	8.0	3	3	0	3	8	1	0	0	0	1	2	3	0	18-3	4-0	1	1.91
Jan 19, 2003	at Hawaii-Hilo	5.0	2	0	0	1	4	1	0	0	0	0	0	0	0	16-0	5-0	1	1.66
Jan 19, 2003	at Hawaii-Hilo	7.0	5	5	5	5	10	3	0	0	0	0	1	1	0	18-5	6-0	1	2.40
Jan 24, 2003	San Diego State	9.0	13	5	5	3	11	4	0	0	2	0	0	0	0	7-5	7-0	2	2.83
Jan 25, 2003	San Diego State	9.0	9	3	3	2	6	1	0	0	1	0	0	1	0	4-3	8-0	2	2.86
Jan 26, 2003	San Diego State	9.0	9	9	9	4	12	2	0	1	0	0	2	0	0	24-9	9-0	2	3.62
Jan 31, 2003	at Long Beach State	8.0	14	11	9	4	6	1	0	0	2	2	3	1	0	5-11	9-1	2	4.28
Feb 01, 2003	at Long Beach State	9.0	3	0	0	1	2	0	0	0	0	0	0	1	0	3-0	10-1	2	3.84
Feb 02, 2003	at Long Beach State	9.0	7	2	0	1	2	2	0	0	0	0	2	0	0	4-2	11-1	3	3.49
Feb 06, 2003	BYU	9.0	9	5	3	6	6	0	1	1	0	0	1	0	0	6-5	12-1	3	3.45
Feb 07, 2003	BYU	9.0	9	6	3	5	8	2	0	2	0	0	1	0	0	17-6	13-1	3	3.41
Feb 08, 2003	BYU	9.0	10	4	4	3	9	1	1	0	0	1	2	0	0	6-4	14-1	3	3.46
Feb 14, 2003	vs Gonzaga	9.0	8	4	2	0	6	1	0	0	2	0	1	2	0	8-4	15-1	3	3.36
Feb 15, 2003	vs Oklahoma State	9.0	9	3	3	6	10	1	1	0	0	0	0	1	0	7-3	16-1	3	3.34
Feb 16, 2003	vs Oregon State	9.0	9	4	4	4	5	0	0	0	1	0	1	1	0	9-4	17-1	3	3.38
Feb 17, 2003	Gonzaga	9.0	13	5	5	5	6	5	0	0	0	1	0	0	0	17-5	18-1	3	3.47
Feb 21, 2003	Dayton	9.0	5	1	0	3	7	0	0	0	0	0	1	0	0	10-1	19-1	3	3.28
Feb 22, 2003	Notre Dame	9.0	6	3	1	6	12	1	0	1	1	0	2	0	0	16-3	20-1	3	3.17
Feb 23, 2003	Notre Dame	9.0	13	8	8	0	6	4	0	2	0	1	1	0	0	14-8	21-1	4	3.40
Feb 28, 2003	Penn State	9.0	6	0	0	1	8	1	0	0	0	0	1	1	0	13-0	22-1	4	3.24
Mar 01, 2003	Penn State	9.0	8	1	1	5	11	1	0	1	0	0	1	1	0	12-1	23-1	4	3.15
Mar 02, 2003	Penn State	9.0	11	7	6	2	8	1	0	1	0	0	0	0	0	11-7	24-1	5	3.27
Mar 06, 2003	CS Northridge	9.0	8	2	2	1	9	1	0	1	1	0	0	0	0	10-2	25-1	5	3.21
Mar 07, 2003	Southern Utah	7.0	5	0	0	2	7	0	0	0	0	0	1	1	0	19-0	26-1	5	3.12
Mar 08, 2003	Utah	9.0	7	4	4	2	16	2	0	1	0	1	1	0	0	6-4	27-1	6	3.15
Mar 09, 2003	CS Northridge	9.0	8	2	2	4	7	1	0	0	0	0	0	0	0	12-2	28-1	6	3.11
Mar 14, 2003	Oklahoma	9.0	9	6	4	4	10	3	0	2	1	0	0	0	0	5-6	28-2	6	3.14
Mar 15, 2003	Oklahoma	9.0	11	3	3	1	10	2	1	1	1	0	0	0	0	10-3	29-2	6	3.13
Mar 16, 2003	Oklahoma	9.0	7	2	1	2	8	0	0	1	0	0	1	1	0	10-2	30-2	6	3.07
Mar 18, 2003	Wichita State	9.0	8	2	0	6	13	1	0	0	3	1	0	0	0	9-2	31-2	6	2.97
Mar 19, 2003	Wichita State	9.0	8	6	6	4	8	0	1	1	0	0	0	1	0	3-6	31-3	6	3.06
Mar 22, 2003	*Stanford	11.0	13	6	6	2	14	2	1	0	0	1	0	1	0	7-6	32-3	6	3.13
Mar 23, 2003	*Stanford	10.0	13	9	9	2	7	3	0	0	1	2	3	0	0	8-9	32-4	6	3.29
Mar 24, 2003	*Stanford	9.0	13	4	4	1	6	1	2	1	1	0	0	2	0	2-4	32-5	6	3.31
Mar 28, 2003	at *USC	9.0	9	4	4	5	8	1	1	0	0	0	2	0	0	11-4	33-5	6	3.32
Mar 29, 2003	at *USC	8.2	11	6	6	2	3	3	1	2	0	2	4	1	1	5-6	33-6	6	3.40
Mar 30, 2003	at *USC	9.0	12	5	5	6	0	2	0	2	1	0	2	2	0	7-5	34-6	7	3.44
Apr 02, 2003	New Mexico	9.0	12	11	7	5	10	4	0	1	1	0	2	0	0	7-11	34-7	7	3.53
Apr 07, 2003	Grand Canyon	9.0	5	2	2	0	11	0	0	1	1	0	1	0	0	10-2	35-7	7	3.49
Apr 11, 2003	at *California	9.0	11	3	2	6	2	2	1	1	0	0	2	2	0	11-3	36-7	7	3.46
Apr 13, 2003	at *California	9.0	5	0	0	7	6	1	0	0	0	0	0	2	0	6-0	37-7	7	3.38
Apr 13, 2003	at *California	9.0	10	1	1	5	6	0	0	0	1	0	0	2	0	10-1	38-7	7	3.32
Apr 17, 2003	*UCLA	9.0	11	9	9	2	12	4	1	2	1	0	2	1	0	8-9	38-8	7	3.45
Apr 18, 2003	*UCLA	13.0	13	8	7	5	16	3	0	2	3	0	1	0	1	7-8	38-9	7	3.49
Apr 19, 2003	*UCLA	9.0	5	1	1	3	8	0	0	1	0	0	0	1	0	17-1	39-9	7	3.44
Apr 25, 2003	*Washington State	9.0	6	0	0	2	9	1	1	0	0	0	1	1	0	21-0	40-9	7	3.37
Apr 26, 2003	*Washington State	10.0	5	3	3	8	10	3	0	1	0	0	0	2	0	5-3	41-9	7	3.35
Apr 27, 2003	*Washington State	9.0	3	0	0	4	7	0	0	0	1	0	0	3	0	25-0	42-9	7	3.29
Apr 30, 2003	at Oklahoma	9.0	11	4	4	3	10	1	1	0	0	1	1	1	0	9-4	43-9	7	3.30
May 06, 2003	UC Irvine	9.0	6	1	1	5	8	1	0	0	0	0	0	1	0	11-1	44-9	7	3.26
May 12, 2003	at *Oregon State	9.0	11	4	3	5	5	1	1	0	0	0	2	1	0	14-4	45-9	7	3.25
May 13, 2003	at *Oregon State	8.0	6	6	6	5	7	1	0	0	2	1	1	0	0	1-6	45-10	7	3.31
May 14, 2003	at *Oregon State	9.0	12	7	4	2	6	0	0	2	0	0	0	1	0	12-7	46-10	7	3.32
May 17, 2003	at *Washington	8.0	6	5	5	4	6	1	0	2	1	0	0	2	0	1-5	46-11	7	3.36
May 18, 2003	at *Washington	9.0	7	3	3	4	2	0	0	2	2	0	1	1	0	11-3	47-11	7	3.35
May 19, 2003	at *Washington	8.0	9	6	6	5	6	1	0	3	0	0	0	2	0	4-6	47-12	7	3.40
<b>Totals</b>		<b>523.2</b>	<b>497</b>	<b>231</b>	<b>198</b>	<b>206</b>	<b>469</b>	<b>113</b>	<b>25</b>	<b>60</b>	<b>31</b>	<b>15</b>	<b>53</b>	<b>45</b>	<b>2</b>	<b>592-231</b>	<b>47-12</b>	<b>7</b>	<b>3.40</b>

\* = Pac-10 game





# Sun Devil Baseball 2003



## Sun Devil Statistics During Six-Game, 11-Day Road Trip (3-3)

Player	AVG	GP-GS	AB	R	H	2B	3B	HR	RBI	TB	SLG%	BB	HBP	SO	GDP	OB%	SF	SH	SB-ATT	PO	A	E	FLD%
2 Dustin Pedroia...	.464	6-6	28	8	13	3	0	1	4	19	.679	3	1	1	0	.531	0	0	0-1	14	18	0	1.000
14 Andre Ethier.....	.458	6-6	24	7	11	2	0	1	7	16	.667	5	0	5	1	.533	1	0	0-2	20	0	2	.909
39 Tuffy Gosewisch..	.364	6-6	22	7	8	3	0	1	6	14	.636	4	0	7	0	.462	0	0	0-0	32	2	0	1.000
9 Steve Garabrants	.364	6-6	22	4	8	2	0	0	3	10	.455	1	0	4	0	.391	0	0	2-3	12	23	0	1.000
8 Jeremy West.....	.333	6-6	24	2	8	1	0	0	3	9	.375	6	0	5	2	.467	0	0	0-0	0	0	0	.000
32 Frank Mesa.....	.333	5-5	18	3	6	0	0	0	2	6	.333	2	0	4	0	.400	0	0	0-0	5	4	3	.750
11 Jeff Larish.....	.292	6-6	24	4	7	2	0	0	4	9	.375	4	0	3	1	.367	2	0	1-2	47	1	1	.980
4 Travis Buck.....	.286	6-6	21	4	6	1	0	1	5	10	.476	4	0	4	1	.400	0	0	2-2	11	1	0	1.000
30 Mike Guerrero....	.250	4-2	12	2	3	0	0	0	4	3	.250	1	0	4	0	.286	1	0	0-0	4	1	0	1.000
20 Nick Walsh.....	.214	5-3	14	2	3	0	0	0	1	3	.214	1	0	0	1	.267	0	1	1-2	4	0	0	1.000
5 Dennis Wyrick....	.111	5-1	9	0	1	0	0	0	0	1	.111	0	0	6	0	.111	0	1	0-0	1	5	0	1.000
31 Ryan Bosch.....	.000	4-1	3	0	0	0	0	0	0	0	.000	0	0	2	0	.000	0	0	0-0	1	0	0	1.000
10 Rod Allen.....	.000	1-0	2	0	0	0	0	0	0	0	.000	0	0	1	0	.000	0	0	0-0	2	0	0	1.000
19 Joel Bocchi.....	.000	1-0	1	0	0	0	0	0	0	0	.000	0	0	1	0	.000	0	0	0-0	0	0	0	.000
Totals.....	.330	6-6	224	43	74	14	0	4	39	100	.446	31	1	47	6	.408	4	2	6-12	153	64	7	.969
Opponents.....	.267	6-6	191	31	51	4	1	9	29	84	.440	25	4	32	7	.364	0	4	5-6	162	70	7	.971

LOB - Team (57), Opp (40). DPs turned - Team (9), Opp (7). IBB - Team (1), Larish 1.


( Sorted by Earned run avg)

Player	ERA	W-L	APP	GS	CG	SHO/CBO	SV	IP	H	R	ER	BB	SO	2B	3B	HR	AB	B/Avg	WP	HBP	BK	SFA	SHA
41 Mark Sopko.....	0.00	0-0	3	0	0	0/0	0	3.1	1	0	0	0	3	0	0	0	11	.091	0	1	1	0	0
49 Brett Bordes.....	0.00	0-0	2	0	0	0/0	0	3.0	3	2	0	3	2	0	0	0	12	.250	0	0	0	0	0
27 Bryce Kartler....	0.00	0-0	2	0	0	0/0	0	2.0	2	0	0	1	2	0	0	0	8	.250	0	1	0	0	0
3 Javy Lopez.....	0.00	0-0	1	0	0	0/0	0	0.2	1	0	0	1	0	0	0	0	2	.500	0	0	0	0	0
15 Robbie McClellan.	1.04	2-0	2	0	0	0/0	0	8.2	5	1	1	3	3	0	0	1	30	.167	2	1	0	0	0
12 Ryan Schroyer....	1.59	1-0	2	0	0	0/0	0	5.2	4	1	1	4	6	0	0	1	19	.211	0	0	0	0	0
48 Carlos Arguello..	2.70	0-0	3	0	0	0/0	0	3.1	1	2	1	2	2	0	0	0	11	.091	1	0	0	0	0
47 Jered Liebeck....	7.20	0-0	3	1	0	0/0	0	5.0	6	4	4	2	2	0	0	2	19	.316	0	0	0	0	1
40 Ben Thurmond.....	8.44	0-0	2	2	0	0/0	0	5.1	11	6	5	2	1	1	1	1	25	.440	0	1	0	0	1
45 Erik Averill.....	9.00	0-1	1	1	0	0/0	0	5.0	5	5	5	1	4	1	0	2	19	.263	1	0	0	0	1
26 Beau Vaughan.....	10.00	0-2	2	2	0	0/0	0	9.0	12	10	10	6	7	2	0	2	35	.343	1	0	0	0	1
Totals.....	4.76	3-3	6	6	0	0/0	0	51.0	51	31	27	25	32	4	1	9	191	.267	5	4	1	0	4
Opponents.....	6.17	3-3	6	6	1	0/0	2	54.0	74	43	37	31	47	14	0	4	224	.330	12	1	0	4	2

PB - Team (0), Opp (1). SBA/ATT - Gosewisch (5-6), McClellan (2-2), Vaughan (2-2), Thurmond (0-1), Liebeck (1-1).



# Sun Devil Baseball 2003



## Sun Devil Statistics in Games at Packard Stadium (27-7)

Player	AVG	GP-GS	AB	R	H	2B	3B	HR	RBI	TB	SLG%	BB	HBP	SO	GDP	OB%	SF	SH	SB-ATT	PO	A	E	FLD%
2 Dustin Pedroia...	.437	34-34	151	42	66	19	1	2	25	93	.616	21	2	6	5	.509	1	1	0-2	43	102	6	.960
20 Nick Walsh.....	.423	30-8	52	21	22	5	1	0	14	29	.558	14	3	6	4	.565	0	1	1-1	11	7	2	.900
8 Jeremy West.....	.420	33-28	100	36	42	4	0	14	49	88	.880	26	9	17	4	.570	0	0	1-3	26	2	1	.966
32 Frank Mesa.....	.402	31-20	82	27	33	4	1	1	15	42	.512	14	1	6	3	.490	1	0	2-3	19	49	7	.907
5 Dennis Wyrick....	.392	27-14	74	19	29	4	2	0	12	37	.500	5	7	5	0	.471	1	0	4-5	16	29	5	.900
11 Jeff Larish.....	.359	31-30	117	46	42	8	2	12	55	90	.769	38	2	19	2	.519	1	1	1-1	238	15	2	.992
30 Mike Guerrero....	.358	26-8	53	12	19	9	0	1	16	31	.585	4	2	10	1	.424	0	1	0-0	51	7	0	1.000
14 Andre Ethier.....	.336	34-33	134	35	45	6	2	4	32	67	.500	24	4	15	1	.442	3	0	1-1	63	4	1	.985
39 Tuffy Gosewisch..	.333	30-20	57	18	19	4	0	1	20	26	.456	11	5	5	0	.461	3	3	1-1	193	17	0	1.000
9 Steve Garabrants	.321	33-31	106	32	34	10	1	6	36	64	.604	16	4	17	0	.415	4	0	12-13	48	89	8	.945
4 Travis Buck.....	.320	34-33	125	32	40	7	2	3	24	60	.480	14	7	15	5	.418	0	4	3-4	39	0	4	.907
10 Rod Allen.....	.306	30-17	72	20	22	2	1	2	14	32	.444	8	2	10	2	.381	2	0	3-4	23	0	1	.958
19 Joel Bocchi.....	.288	26-13	52	11	15	5	0	1	14	23	.442	7	3	16	1	.403	0	1	0-0	105	8	5	.958
31 Ryan Bosch.....	.197	30-16	61	15	12	1	0	2	12	19	.311	9	1	16	4	.297	3	0	3-4	30	2	0	1.000
27 Bryce Kartler....	.000	13-1	11	2	0	0	0	0	0	0	.000	5	0	6	0	.312	0	0	1-1	7	1	0	1.000
60 Garrett Schoenber	.000	4-0	3	0	0	0	0	0	0	0	.000	0	0	2	0	.000	0	0	0-0	5	0	0	1.000
59 Aaron Klusman....	.000	2-0	1	0	0	0	0	0	0	0	.000	0	1	1	0	.500	0	0	0-0	1	0	0	1.000
16 Nick Cadena.....	.000	1-0	1	0	0	0	0	0	0	0	.000	0	0	1	0	.000	0	0	0-0	0	0	0	.000
Totals.....	.351	34-34	1252	369	440	88	13	49	338	701	.560	217	53	173	32	.461	19	12	33-43	936	376	45	.967
Opponents.....	.248	34-34	1198	138	297	55	9	25	134	445	.371	110	25	316	18	.322	7	13	31-46	860	348	70	.945

LOB - Team (324), Opp (281). DPs turned - Team (21), Opp (42). CI - Team (2), West 1, Bocchi 1. IBB - Team (8), West 3, Larish 2, Pedroia 1, Walsh 1, Ethier 1, Opp (1). Picked off - Garabrants 1.

(Home games Sorted by Earned run avg)

Player	ERA	W-L	APP	GS	CG	SHO/CBO	SV	IP	H	R	ER	BB	SO	2B	3B	HR	AB	B/Avg	WP	HBP	BK	SFA	SHA
22 Matt Leaf.....	0.00	0-0	4	0	0	0/1	0	3.2	1	0	0	1	3	0	0	0	13	.077	0	1	0	0	0
38 Josh Perrault....	0.00	0-0	1	0	0	0/0	0	1.0	0	0	0	0	1	0	0	0	3	.000	0	1	0	0	0
31 Ryan Bosch.....	0.00	0-0	1	0	0	0/0	0	0.1	2	0	0	0	0	0	0	0	3	.667	0	0	0	0	0
12 Ryan Schroyer....	1.42	4-1	17	0	0	0/0	4	25.1	17	5	4	11	32	3	1	1	91	.187	4	0	0	0	2
48 Carlos Arguello..	1.86	1-0	10	0	0	0/2	0	9.2	4	3	2	2	13	1	0	1	33	.121	1	2	0	0	1
40 Ben Thurmond....	2.36	6-0	11	8	0	0/1	0	45.2	41	13	12	8	43	7	1	5	175	.234	2	0	2	1	1
3 Javy Lopez.....	2.53	1-0	8	0	0	0/1	0	10.2	14	3	3	1	4	1	0	1	42	.333	0	1	0	2	0
47 Jered Liebeck....	2.72	3-0	11	8	0	0/1	0	43.0	46	16	13	13	34	5	1	3	171	.269	1	0	0	1	1
49 Brett Bordes.....	3.07	0-1	15	0	0	0/1	0	14.2	10	5	5	12	17	0	0	2	50	.200	1	2	1	0	2
15 Robbie McClellan.	3.65	3-0	16	4	0	0/2	0	37.0	36	16	15	23	45	12	0	3	144	.250	3	2	1	0	0
45 Erik Averill.....	4.04	4-0	11	7	0	0/2	0	35.2	37	18	16	8	29	7	2	2	142	.261	1	5	3	2	0
26 Beau Vaughan.....	4.23	4-2	13	3	0	0/1	0	44.2	41	30	21	15	56	9	1	4	169	.243	1	7	1	1	6
41 Mark Sopko.....	4.44	1-2	14	3	0	0/2	0	26.1	32	13	13	5	20	7	1	2	105	.305	4	2	0	0	0
55 Chris Beatty.....	8.44	0-1	6	1	0	0/0	0	5.1	5	5	5	4	6	2	1	0	21	.238	0	2	0	0	0
27 Bryce Kartler....	11.00	0-0	12	0	0	0/1	0	9.0	11	11	11	7	13	1	1	1	36	.306	1	0	0	0	0
Totals.....	3.43	27-7	34	34	0	4/4	4	312.0	297	138	119	110	316	55	9	25	1198	.248	19	25	8	7	13
Opponents.....	9.39	7-27	34	34	1	0/0	4	286.2	440	369	299	217	173	88	13	49	1252	.351	44	53	11	19	12

PB - Team (5), Bocchi 3, Gosewisch 2, Opp (7). Pickoffs - Team (5), Vaughan 1, Thurmond 1, Sopko 1, Liebeck 1, McClellan 1, Opp (1). SBA/ATT - Gosewisch (12-19), Bocchi (13-18), Liebeck (5-9), Vaughan (6-9), Sopko (6-8), McClellan (5-7), West (5-5), Thurmond (3-4), Averill (3-4), Lopez, J. (2-3), Bordes (0-1), Schroyer (1-1).



# Sun Devil Baseball 2003

## Game-by-Game Capsules:

### GAME 1

#### #8 SUN DEVILS 9, Hawai'i-Hilo 0

Jan. 16, 2003 at Wong Stadium

	1	2	3	4	5	6	7	8	9	R	H	E
ASU	0	0	0	3	2	0	4	0	0	-	9	16 0
UHH	0	0	0	0	0	0	0	0	0	-	0	4 2

W: McClellan (1-0); L: Shimabuku (0-1); S: None

HR: Bocchi (1)

Time: 3:29 Attendance: 324 Record: 1-0

**HIGHLIGHTS:** Six ASU pitchers, including four newcomers, combined to give up only four hits and struck out 13 batters to help lead the Devils to a 9-0 win on opening day 2003. Sophomore catcher Joel Bocchi game ASU the lead in the fourth inning with a three-run home run. Rookie pitchers Brett Bordes, Javy Lopez, Chris Beatty and Beau Vaughan each struck out two or more batters in their ASU debuts. Junior second baseman Steve Garrabrants led all players with three hits. Senior RHP Robbie McClellan picked up his eighth career victory with two shutout innings of work.

### GAME 2

#### #8 SUN DEVILS 10, Hawai'i-Hilo 5

Jan. 17, 2003 at Wong Stadium

	1	2	3	4	5	6	7	8	9	R	H	E
ASU	1	0	0	2	0	4	2	1	0	-	10	13 1
UHH	0	1	1	0	0	0	3	0	0	-	5	9 3

W: Vaughan (1-0); L: Ebbs (0-1); S: Schroyer (1)

HR: West (1)

Time: 3:42 Attendance: --- Record: 2-0

**HIGHLIGHTS:** Dustin Pedroia was 3-for-4 with two RBI to help lead the Devils to a 10-5 win in the first game of a doubleheader. Pedroia also had two hit-by-pitches and scored two runs in the victory. Relief pitcher Beau Vaughan picked up the win by striking out nine and allowing only three hits in 4.2 innings. Junior closer Ryan Schroyer sealed the win with 2.1 innings of scoreless relief to pick up his first save of the year and the ninth of his career.

### GAME 3

#### #8 SUN DEVILS 14, Hawai'i-Hilo 2

Jan. 17, 2003 at Wong Stadium

	1	2	3	4	5	6	7	R	H	E
ASU	2	3	1	3	1	0	4	-	14	14 0
UHH	0	0	2	0	0	0	0	-	2	7 4

W: Liebeck (1-0); L: Miyahira (0-1); S: None

HR: Wyrick (1)

Time: 2:31 Attendance: 302 Record: 3-0

**HIGHLIGHTS:** First baseman Jeff Larish was 3-for-4 with four RBI and junior center fielder Rodney Allen was 2-for-4 with four RBI to help the Devils sweep the second game of a doubleheader at Wong Stadium. Senior starting pitcher Jared Liebeck picked up the win by striking out seven in six innings of work. Junior RHP Javy Lopez finished off the win with a perfect inning of work. Senior third baseman Dennis Wyrick hit his first career home run with a shot deep over the center field fence. The home run came on his 413th career at-bat. Freshman Travis Buck and sophomore catcher Tuffy Gosewisch also added multi-hit games.

### GAME 4

#### #8 SUN DEVILS 18, Hawai'i-Hilo 3

Jan. 18, 2003 at Simmons Field

	1	2	3	4	5	6	7	8	R	H	E
ASU	3	1	0	5	0	0	1	8	-	18	19 2
UHH	0	0	0	0	0	0	0	3	-	3	3 2

W: Averill (1-0); L: Lockett (0-1); S: None

HR: West (2), Larish (1), Ethier (1), Bosch (1)

Time: 2:39 Attendance: 78 Record: 4-0

**HIGHLIGHTS:** Freshman left-handed pitcher Erik Averill scattered only one hit in seven and a third innings in his ASU debut to help lead the Sun Devils to a 18-3 win at Simmons Field. Averill struck out seven and had his bid for ASU's first no-hitter since 1993 spoiled with a one-out double in the bottom of the eighth inning. ASU recorded season highs with 18 runs and 19 hits. Every starter and four reserves recorded at least one hit. ASU's eight-run eighth inning included a grand slam home run from freshman outfielder Ryan Bosch. Andre Ethier, Jeremy West and Jeff Larish also hit home runs in the Sun Devil victory.

### GAME 5

#### #8 SUN DEVILS 16, Hawai'i-Hilo 0

Jan. 19, 2003 at Simmons Field

	1	2	3	4	5	R	H	E
ASU	3	0	1	9	3	-	16	17 0
UHH	0	0	0	0	0	-	0	2 0

W: Sopko (1-0); L: Inaba (0-1); S: None

HR: Larish (2)

Time: 2:37 Attendance: --- Record: 5-0

**HIGHLIGHTS:** Starter Mark Sopko and relief pitcher Ben Thurmond combined to allow only two hits and no runs in a five-inning 16-0 shutout of UHH. The Devils recorded 17 hits, including a nine-run fourth inning en route to the victory. Leadoff hitter Dustin Pedroia was 2-for-4 with a pair of doubles and right fielder Andre Ethier was 4-for-4 with two RBI and two runs scored. Sophomore first baseman Jeff Larish connected on his second home run in as many games and had four RBI.

### GAME 6

#### #8 SUN DEVILS 18, Hawai'i-Hilo 5

Jan. 19, 2003 at Simmons Field

	1	2	3	4	5	6	7	R	H	E
ASU	7	4	3	0	1	2	1	-	18	18 0
UHH	0	0	4	0	0	1	0	-	5	5 2

W: McClellan (2-0); L: Ebbs (0-2); S: None

HR: Allen (1)

Time: 2:50 Attendance: 150 Record: 6-0

**HIGHLIGHTS:** The Sun Devils completed the six-game series sweep with an 18-5 victory in five innings in the second game of a doubleheader. Senior reliever Robbie McClellan picked up the win to improve to 2-0 while striking out three batters in two innings. Senior starter Bryce Kartler was effective in his 2003 debut with four strikeouts in two innings of work. At the plate junior first baseman Mike Guerrero led ASU with a 4-for-5 game with three RBI. Junior center fielder Rodney Allen was 2-for-5 with five RBI and a three-run home run. Freshman left fielder Travis Buck recorded his first extra base hit as a Devil with a run-scoring triple in the top of the first and sophomore shortstop Dustin Pedroia was 2-for-2 to extend his hitting streak to 17 games dating back to 2002.

### GAME 7

#### #8 SUN DEVILS 7, San Diego State 5

Jan. 24, 2003 at Packard Stadium

	1	2	3	4	5	6	7	8	9	R	H	E
SDSU	0	0	1	0	3	0	1	0	0	-	5	13 2
ASU	0	0	0	0	0	1	2	4	x	-	7	9 0

W: McClellan (3-0); L: Miller (0-1); S: Schroyer (2)

HR: Pedroia (1)

Time: 3:20 Attendance: 3,972 Record: 7-0

**HIGHLIGHTS:** In Tony Gwynn's collegiate head coaching debut, the Sun Devils scored six runs in the last two innings to earn the come-from-behind win. Sophomore shortstop Dustin Pedroia sparked the comeback with a two-run home run in the seventh and plated the game-tying run with a single as part of the deciding four-run eighth inning. True freshman left fielder Travis Buck was 3-for-4 with a pair of doubles in the win and tabbed the game-winning RBI in the eighth inning. Senior RHP Robbie McClellan picked up his third win of the year by striking out five in 3.1 innings. Junior closer Ryan Schroyer earned his second save with a scoreless ninth inning.

### GAME 8

#### #8 SUN DEVILS 4, San Diego State 3

Jan. 25, 2003 at Packard Stadium

	1	2	3	4	5	6	7	8	9	R	H	E
SDSU	0	0	0	0	0	1	0	0	2	-	3	9 1
ASU	0	0	0	0	1	1	0	1	1	-	4	9 2

W: Schroyer (1-0); L: Hartshorn (0-1); S: None

HR: West (3), Larish (3)

Time: 3:05 Attendance: 3,249 Record: 8-0

**HIGHLIGHTS:** Andre Ethier's one-out infield single in the bottom of the ninth inning broke a 3-3 tie to give the Sun Devils a 4-3 win over the SDSU Aztecs. ASU led 3-1 heading into the final frame, but SDSU rallied for two runs to tie the game. ASU's relief corps of Beau Vaughan and Ryan Schroyer were tough down the stretch, but the Aztecs still pushed the game into ASU's final at-bat. Dustin Pedroia was 2-for-4 and Jeremy West and Jeff Larish each hit solo home runs in the win.

### GAME 9

#### #8 SUN DEVILS 24, San Diego State 9

Jan. 26, 2003 at Packard Stadium

	1	2	3	4	5	6	7	8	9	R	H	E
SDSU	0	0	0	0	0	7	1	1	0	-	9	9 7
ASU	3	0	6	4	0	1	3	7	x	-	24	13 2

W: Averill (2-0); L: Lindsey (0-1); S: None

HR: Larish - 2 (5), Garrabrants (1)

Time: 3:47 Attendance: 2,822 Record: 9-0

**HIGHLIGHTS:** The Sun Devils completed the series sweep of the Aztecs with a 24-9 pounding Sunday afternoon in front of 2,822 at Packard Stadium. Jeff Larish was 3-for-4 with two home runs and tied the school record with nine RBI. He blasted a two-run home run in the third and a grand slam in the fourth inning to lead the team with five home runs. Junior Steve Garrabrants also hit a grand slam in the third inning giving ASU nine different players to hit a home run in 2003. Freshman LHP Erik Averill picked up the win to improve to 2-0 while allowing only one hit in four innings. The 24 runs were the most scored by an ASU team since posting 23 against Creighton in 2001.

### GAME 10

#### #13 Long Beach State 11, #8 ASU 5

Jan. 31, 2003 at Long Beach, Calif.

	1	2	3	4	5	6	7	8	9	R	H	E
ASU	0	0	0	2	0	0	0	0	3	-	5	12 1
LBSU	0	0	0	0	4	4	3	0	x	-	11	14 2

W: Alvarez (1-0); L: Vaughan (1-1); S: None

HR: None

Time: 3:47 Attendance: 1,334 Record: 9-1

**HIGHLIGHTS:** The Sun Devils dropped their first game of 2003 in a 11-5 defeat to the No. 13 Long Beach State 49ers. ASU held a 2-0 lead after four innings before the Dirtbags exploded for all 11 of their runs in the fifth, sixth and seventh innings. The top four of the LBSU lineup combined to go 9-for-16 with five RBI. LBSU starter Abe Alvarez picked up the win by allowing six hits and two runs in 5.2 innings. ASU starter Mark Sopko pitched well with three scoreless innings, but five Sun Devil relievers were roughed up for nine hits and 11 runs in five innings. Beau Vaughan was saddled with the loss by giving up four runs in 1.2 IP. At the plate freshman left fielder Travis Buck recorded his second three-hit game as a Sun Devil (3x4) and sophomore SS Dustin Pedroia had two hits to extend his hitting streak to 21 games.

### GAME 11

#### #8 SUN DEVILS 3, #13 LBSU 0

Feb. 1, 2003 at Long Beach, Calif.

	1	2	3	4	5	6	7	8	9	R	H	E
ASU	0	0	0	1	0	0	1	0	1	-	3	7 0
LBSU	0	0	0	0	0	0	0	0	0	-	0	3 1

W: Liebeck (2-0); L: Weaver (0-1); S: None

HR: None

Time: 2:45 Attendance: 976 Record: 10-1

**HIGHLIGHTS:** Senior RHP Jared Liebeck fired a complete-game, three-hit shutout on only 88 pitches to lead the Sun Devils to a 3-0 win over No. 13 Long Beach State. Liebeck allowed only one runner to reach second base and before issuing his first walk of the game in the ninth inning had retired 10 straight batters. ASU played well defensively behind Liebeck, not committing an error for the sixth game this year. At the plate sophomore 1B Jeff Larish was 2-for-3 with an RBI and catcher Joel Bocchi notched his third multi-hit game of the year. Sophomore SS Dustin Pedroia was 1-for-4 with his eighth double of the year to extend his hitting streak to 22 games dating back to 2002. Pedroia also had a season-high five assists.

### GAME 12

#### #8 SUN DEVILS 4, #13 LBSU 2

Feb. 2, 2003 at Long Beach, Calif.

	1	2	3	4	5	6	7	8	9	R	H	E
ASU	0	4	0	0	0	0	0	0	0	-	4	6 2
LBSU	0	0	0	0	0	0	2	0	0	-	2	7 1

W: Averill (3-0); L: Paz (0-1); S: Schroyer (3)

HR: None

Time: 3:12 Attendance: 1,235 Record: 11-1

**HIGHLIGHTS:** Freshman Erik Averill improved to 3-0 by not allowing an earned run in 6.2 innings as the Devils earned a series win over LBSU with a 4-2 victory. Dennis Wyrick had a two-run single that fueled ASU's four-run second frame. Junior closer Ryan Schroyer closed out the victory with his third save of the year.



# Sun Devil Baseball 2003

## Game-by-Game Capsules:

### GAME 13

#### #8 SUN DEVILS 6, BYU 5

February 6, 2003 at Packard Stadium

	<u>1</u>	<u>2</u>	<u>3</u>	<u>4</u>	<u>5</u>	<u>6</u>	<u>7</u>	<u>8</u>	<u>9</u>		<u>R</u>	<u>H</u>	<u>E</u>
BYU	0	0	0	0	1	1	1	2	0	-	5	9	3
ASU	1	2	0	0	2	0	0	0	1	-	6	10	1

W: Schroyer (2-0); L: Jacinto (0-1); S: None

HR: Buck (1), Garrabrants (2), Itri (1)

Time: 3:24 Attendance: 2,850 Record: 12-1

**HIGHLIGHTS:** Sophomore third baseman Frank Mesa drew a bases loaded walk with no outs in the bottom of the ninth inning to give the Sun Devils a 6-5 win over BYU. ASU squandered a 5-1 lead with the Cougars rallying for five late-inning runs to tie the game. A two-out error by second baseman Steve Garrabrants in the eighth opened the door for two unearned runs to score and tie the game at 5-5. ASU built the four-run lead behind a solo home run from freshman Travis Buck and a two-run shot from Garrabrants in the second. Jeff Larish finished with three hits and sophomore SS Dustin Pedroia was 2-for-4. Relief pitcher Ryan Schroyer needed just one pitch to record the final out of the ninth inning and picked up the win to improve to 2-0 in his junior season.

### GAME 14

#### #8 SUN DEVILS 17, BYU 6

February 7, 2003 at Packard Stadium

	<u>1</u>	<u>2</u>	<u>3</u>	<u>4</u>	<u>5</u>	<u>6</u>	<u>7</u>	<u>8</u>	<u>9</u>		<u>R</u>	<u>H</u>	<u>E</u>
BYU	0	2	2	2	0	0	0	0	0	-	6	9	2
ASU	0	0	7	1	3	5	1	0	x	-	17	18	3

W: Thurmond (1-0); L: Bergeron (0-1); S: None

HR: Larish (6), West (4), Mesa (1), Itri (2), Jacobsen (2)

Time: 3:44 Attendance: 2,896 Record: 13-1

**HIGHLIGHTS:** Down 4-0 after two innings, ASU stormed back to score 16 runs in the next three innings en route to a 17-6 win over BYU in the second of a three-game series. Sophomore 3B Frank Mesa was 4-for-6 with three RBI and a two-run home run and Jeff Larish added his team-leading sixth home run of the year. Dustin Pedroia notched his 10th multi-hit game of the year as well in the win. Senior Ben Thurmond picked up the win with two perfect innings out of the bullpen. The four ASU relievers (Thurmond, Beatty, Leaf, McClellan) combined for five shutout innings.

### GAME 15

#### #8 SUN DEVILS 6, BYU 4

February 8, 2003 at Packard Stadium

	<u>1</u>	<u>2</u>	<u>3</u>	<u>4</u>	<u>5</u>	<u>6</u>	<u>7</u>	<u>8</u>	<u>9</u>		<u>R</u>	<u>H</u>	<u>E</u>
BYU	1	0	3	0	0	0	0	0	0	-	4	10	0
ASU	0	0	0	0	3	1	0	2	x	-	6	9	0

W: Schroyer (3-0); L: Jacinto (0-2); S: None

HR: Larish (7), Bocchi (2)

Time: 2:57 Attendance: 2,691 Record: 14-1

**HIGHLIGHTS:** Jeff Larish and Joel Bocchi each hit home runs to help overcome a 4-0 deficit and earn a 6-4 win over BYU. Larish blasted his seventh home run of the year and Bocchi hit a three-run shot to help erase BYU's four-run lead. After freshman Erik Averill struggled by giving up four runs in 2.1 innings, the bullpen took over to not allow any runs in the next 6.2 IP. Junior closer Ryan Schroyer picked up the win with three strikeouts in the final two innings.

### GAME 16

#### #5 SUN DEVILS 8, Gonzaga 4

February 14, 2003 at Surprise Stadium

	<u>1</u>	<u>2</u>	<u>3</u>	<u>4</u>	<u>5</u>	<u>6</u>	<u>7</u>	<u>8</u>	<u>9</u>		<u>R</u>	<u>H</u>	<u>E</u>
GU	2	1	1	0	0	0	0	0	0	-	4	8	0
ASU	1	0	5	0	0	2	0	0	x	-	8	11	1

W: Sopko (2-0); L: Gonzalez (0-1); S: None

HR: None

Time: 2:59 Attendance: 467 Record: 15-1

**HIGHLIGHTS:** The Sun Devils used a five-run third inning and a solid five-strikeout, three-hit gem out of the bullpen by Mark Sopko to beat Gonzaga 8-4 in the Coca-Cola Surprise College Baseball Classic. Sopko registered career highs in strikeouts (5) and innings pitched (7.0) in his relief debut of 2003. At the plate Jeff Larish was 2-for-4 with a pair of RBI and Steve Garrabrants was 2-for-5 with a triple and a RBI. Tuffy Gosewisch and Dennis Wyrick also had two hits apiece in ASU's 15th win of the season.

### GAME 17

#### #5 SUN DEVILS 7, Oklahoma State 3

February 15, 2003 at Surprise Stadium

	<u>1</u>	<u>2</u>	<u>3</u>	<u>4</u>	<u>5</u>	<u>6</u>	<u>7</u>	<u>8</u>	<u>9</u>		<u>R</u>	<u>H</u>	<u>E</u>
OKST	0	1	0	0	0	0	1	1	0	-	3	9	4
ASU	0	0	0	0	6	0	0	1	x	-	7	9	0

W: Vaughan (2-1); L: Scott Baker (1-1); S: None

HR: None

Time: 2:59 Attendance: 1,922 Record: 16-1

**HIGHLIGHTS:** Starter Beau Vaughan scattered five hits and one run while striking out eight in five innings to help lead ASU to a 7-3 win over Oklahoma State. ASU trailed early 1-0, but exploded for six runs in the fifth inning off projected first-round draft pick Scott Baker. Sophomore shortstop Dustin Pedroia had a clutch two-run triple to center field to put ASU on the board and Rod Allen added a two-run single to cap the six-run inning. Junior closer Ryan Schroyer nailed down the win with a scoreless ninth inning as ASU continued its best start since going 17-1 in 1978 and 1988.

### GAME 18

#### #5 SUN DEVILS 9, Oregon State 4

February 16, 2003 at Surprise Stadium

	1	2	3	4	5	6	7	8	9		R	H	E
OSU	0	0	1	1	0	1	1	0	0	-	4	9	1
ASU	1	0	4	0	4	0	0	0	x	-	9	10	0

W: Liebeck (3-0); L: Copeland (0-1); S: None

HR: Pedroia (2), Allen (2), Garrabrants (3)

Time: 2:58 Attendance: 1,303 Record: 17-1

**HIGHLIGHTS:** Dustin Pedroia was 3-for-4 with a solo home run and double as the No. 5 Sun Devils equaled their best start in recorded school history at 17-1. Rod Allen and Steve Garrabrants also homered for the Devils as they won their eighth straight. Pedroia recorded his 11th multi-hit game of the year in the victory and now has at least one hit in 17 of ASU's 18 games. Allen, Garrabrants, Pedroia and RHP Mark Sopko were all named to the all-tournament team. Senior starting pitcher Jared Liebeck improved to 3-0 by giving up three runs in five-plus innings, while five relievers combined to hold the Beavers to one run over the final four innings.

### GAME 19

#### #4 SUN DEVILS 17, Gonzaga 5

February 17, 2003 at Packard Stadium

	<u>1</u>	<u>2</u>	<u>3</u>	<u>4</u>	<u>5</u>	<u>6</u>	<u>7</u>	<u>8</u>	<u>9</u>		<u>R</u>	<u>H</u>	<u>E</u>
GU	0	3	0	0	0	0	0	1	1	-	5	13	6
ASU	2	0	7	2	6	0	0	0	x	-	17	11	0

W: Thurmond (2-0); L: Lichter (0-1); S: None

HR: Allen (3), Garrabrants (4)

Time: 3:22 Attendance: 1,490 Record: 18-1

**HIGHLIGHTS:** Steve Garrabrants was 2-for-6 with a career-high six RBI as the Sun Devils continued the school's best start since 1972 with a 17-5 win over Gonzaga at Packard Stadium. Garrabrants hit his fourth home run and his second in as many games with a grand slam in the third inning. Rod Allen also hit a home run for the second consecutive game, blasting a two-run shot as part of the seven-run third frame. Sophomore catcher Tuffy Gosewisch was 2-for-4 and had a career high three RBI. Senior Ben Thurmond improved to 2-0 by picking up the win with three scoreless innings out of the bullpen. Gonzaga out-hit ASU 13-11, but 10 walks and six errors proved to be costly as ASU was 7-for-16 with runners in scoring position. Freshman lefty Chris Beatty had is best outing as a Devil with two scoreless innings, giving up only one hit.

### GAME 20

#### #4 SUN DEVILS 10, Dayton 1

February 21, 2003 at Packard Stadium

	1	2	3	4	5	6	7	8	9		R	H	E
UD	0	0	0	0	0	0	0	1	0	-	1	5	4
ASU	2	0	0	0	6	0	2	0	x	-	10	13	2

W: Liebeck (4-0); L: Miller (0-1); S: None

HR: None

Time: 2:59 Attendance: 2,309 Record: 19-1

**HIGHLIGHTS:** Andre Ethier and Frank Mesa each had three hits and starting pitcher Jared Liebeck threw seven scoreless innings as ASU picked up its 19th win of the year in a 10-1 defeat of Dayton. ASU out-hit the flyers 13-5 and capitalized on four errors. Sophomore SS Dustin Pedroia was 2-for-3 for his 12th multi-hit game of the year.

### GAME 21

#### #4 SUN DEVILS 16, #11 Notre Dame 3

February 22, 2003 at Packard Stadium

	<u>1</u>	<u>2</u>	<u>3</u>	<u>4</u>	<u>5</u>	<u>6</u>	<u>7</u>	<u>8</u>	<u>9</u>		<u>R</u>	<u>H</u>	<u>E</u>
ND	0	1	0	0	0	2	0	0	0	-	3	6	3
ASU	0	0	0	0	5	4	2	5	x	-	16	10	3

W: Vaughan (3-1); L: Ogilvie (0-1); S: None

HR: West 2 (5, 6), Larish (8)

Time: 3:08 Attendance: 3,605 Record: 20-1

**HIGHLIGHTS:** Jeremy West and Jeff Larish each hit grand slam home runs as the Sun Devils defeated No. 11 Notre Dame 16-3 in front of 3,605 at Packard Stadium. West also had a two-run home run in the game and finished with three hits. Winning their 11th straight game and 20th of the season, the Devils erupted for two five-run innings and a four-run frame. Senior starting pitcher Beau Vaughan improved to 3-1 with six strikeouts and gave up one earned run in 5.2 innings. Dustin Pedroia added his 13th multi-hit game of the year with a 2-for-5 game.

### GAME 22

#### #4 SUN DEVILS 14, #11 Notre Dame 8

February 23, 2003 at Packard Stadium

	<u>1</u>	<u>2</u>	<u>3</u>	<u>4</u>	<u>5</u>	<u>6</u>	<u>7</u>	<u>8</u>	<u>9</u>		<u>R</u>	<u>H</u>	<u>E</u>
ND	0	1	0	0	0	7	0	0	0	-	8	13	3
ASU	4	0	0	0	0	9	0	1	x	-	14	13	1

W: Lopez (1-0); L: Gagne (0-1); S: Schroyer (4)

HR: West (7)

Time: 3:24 Attendance: 3,403 Record: 21-1

**HIGHLIGHTS:** Arizona State scored nine runs in the sixth inning to overcome a 8-4 Notre Dame lead and recorded its 21st victory of the year. Head coach Pat Murphy also picked up his 700th career coaching win with the come-from-behind win. ASU led early 4-1, but Notre Dame scored seven in the top of the sixth to take the four-run lead. With two outs, Jeff Larish drew a full-count walk and started a rally that would see the next nine Sun Devils score. Jeremy West had a two-run home run and Larish cleared the bases with a three-run double to the left field gap. Sophomore Dustin Pedroia was 4-for-6 with a double for his 14th multi-hit game of the year. Junior RHP Ryan Schroyer picked up his fourth save with three scoreless innings out of the bullpen.

### GAME 23

#### #2 SUN DEVILS 13, Penn State 0

February 28, 2003 at Packard Stadium

	<u>1</u>	<u>2</u>	<u>3</u>	<u>4</u>	<u>5</u>	<u>6</u>	<u>7</u>	<u>8</u>	<u>9</u>		<u>R</u>	<u>H</u>	<u>E</u>
PSU	0	0	0	0	0	0	0	0	0	-	0	6	1
ASU	1	0	2	5	0	0	3	2	x	-	13	16	1

W: Averill (4-0); L: Hamilton (0-1); S: None

HR: Larish (9), Guerrero (1)

Time: 2:55 Attendance: 1,871 Record: 22-1

**HIGHLIGHTS:** Three Sun Devil pitchers combined to give up only six hits and no runs as the No. 2/4 Arizona State Sun Devils defeated Penn State 13-0. Jeff Larish was 2-for-3 with three walks and six RBI, including his third grand slam of the year. Larish now leads the team with nine home runs and 48 RBI. ASU out-hit Penn State 16-6, with four Devils recording multi-hit games. Freshman lefty Erik Averill picked up the win with 5.2 scoreless innings out of the bullpen taking over for senior starter Jared Liebeck. Liebeck pitched well giving up only three hits in 2.1 scoreless innings, but did not return after a one-hour, five-minute rain delay during the top of the third inning. Joel Bocchi had three hits in the win for ASU.

### GAME 24

#### #2 SUN DEVILS 12, Penn State 1

March 1, 2003 at Packard Stadium

	<u>1</u>	<u>2</u>	<u>3</u>	<u>4</u>	<u>5</u>	<u>6</u>	<u>7</u>	<u>8</u>	<u>9</u>		<u>R</u>	<u>H</u>	<u>E</u>
PSU	0	0	0	1	0	0	0	0	0	-	1	8	3
ASU	6	4	0	2	0	0	0	0	0	-	12	10	0

W: McClellan (4-0); L: Tressler (0-1); S: None

HR: Bosch (2), Harter (1)

Time: 2:42 Attendance: 2,219 Record: 23-1

**HIGHLIGHTS:** Arizona State tied its best start in school history with a 12-1 win over Penn State to improve to 23-1 overall. ASU also won its 14th straight game and the 800th all-time victory at Packard Stadium. Frank Mesa was 2-for-5 with three RBI and Dustin Pedroia notched his 15th multi-hit game of the year. Senior starter Robbie McClellan struck out six in five strong innings to improve to 4-0 in 2003. The ASU bullpen combined for four scoreless innings.





# Sun Devil Baseball 2003

## Game-by-Game Capsules:

### GAME 25

#### #2 SUN DEVILS 11, Penn State 7

March 2, 2003 at Packard Stadium

	1	2	3	4	5	6	7	8	9	R	H	E
PSU	0	0	2	0	0	3	2	0	0	-	7	11 1
ASU	0	2	1	2	1	4	0	1	x	-	11	12 3

W: Thurmond (3-0); L: Palm (0-1); S: Schroyer (5)

HR: Larish (10), Harter (2)

Time: 2:53 Attendance: 2,404 Record: 24-1

**HIGHLIGHTS:** Jeff Larish hit his 10th home run of the season and Ryan Schroyer struck out three in 1.1 IP to nail down ASU's 15th straight win in a 11-7 victory over Penn State. The win improved ASU to 24-1, setting the ASU record for best start to the season. Dustin Pedroia was 2-for-5 with a pair of RBI and Larish was 2-for-3 with a triple and a three-run home run. Senior Ben Thurmond improved to 3-0 with five solid innings in which he scattered three hits and gave up only one earned run. Schroyer notched his fifth save.

### GAME 26

#### #3 SUN DEVILS 10, CS Northridge 2

March 6, 2003 at Packard Stadium

	1	2	3	4	5	6	7	8	9		R	H	E
CSUN	0	0	0	1	0	0	1	0	0	-	2	8	5
ASU	3	1	1	1	1	0	1	2	x	-	10	15	1

W: Averill (5-0); L: Rosales (1-3); S: None

HR: Simpson (3)

Time: 3:04 Attendance: 2,214 Record: 25-1

**HIGHLIGHTS:** Shortstop Dustin Pedroia tied a career high with four hits and added three doubles to help lead ASU to a 10-2 win over Cal State Northridge. Winning their 16th straight game, ASU also scored in double-digits for the eighth straight contest. Pedroia's three doubles increased his Pac-10 leading total to 15 on the year and he now has 17 multi-hit games. Hot-hitting first baseman Jeff Larish was 2-for-4 with one RBI and a triple and sophomore catcher Joel Bocchi was 2-for-4 with two RBI. Freshman left-handed pitcher Erik Averill improved to 5-0 on the year with six solid innings. Averill scattered seven hits and struck out five. Javy Lopez and Robbie McClellan sealed the win with three shutout innings out of the bullpen.

### GAME 27

#### #3 SUN DEVILS 19, Southern Utah 0

March 7, 2003 at Packard Stadium

	<u>1</u>	<u>2</u>	<u>3</u>	<u>4</u>	<u>5</u>	<u>6</u>	<u>7</u>		<u>R</u>	<u>H</u>	<u>E</u>
SUU	0	0	0	0	0	0	0	-	0	5	2
ASU	0	1	1	3	6	8	x	-	19	21	0

W: Sopko (3-0); L: Shepherd (0-2); S: None

HR: Buck (2)

Time: 2:48 Attendance: 2,632 Record: 26-1

**HIGHLIGHTS:** Freshman Travis Buck went 5-for-5 with seven RBI and hit for the cycle in ASU's most decisive win of the year with a 19-0 victory over Southern Utah. Buck capped his cycle by hitting a grand slam home run as part of ASU's eight-run sixth inning. Mark Sopko picked up the win to improve to 3-0 and four other Sun Devils recorded multi-hit games. Shortstop Dustin Pedroia was 3-for-4 for his 18th multi-hit game of the year, including hitting his 16th double of the year. Steve Garrabrants and Frank Mesa each tabbed three hits in the victory.

### GAME 28

#### #3 SUN DEVILS 6, Utah 4

March 8, 2003 at Packard Stadium

	1	2	3	4	5	6	7	8	9	R	H	E
UTAH	0	0	3	1	0	0	0	0	0	-	4	7 0
ASU	0	0	0	0	4	0	0	2	x	-	6	8 0

W: Vaughan (4-1); L: Price (2-1); S: Schroyer (6)

HR: Jordinson (4)

Time: 3:02 Attendance: 2,927 Record: 27-1

**HIGHLIGHTS:** Steve Garrabrants drilled a two-strike, two-out double in the bottom of the eighth inning to score senior Dennis Wyrick with the game-winning run in ASU's 6-4 victory over Utah. ASU trailed 4-0 heading into the fifth, but scored four in the frame and then scored two in the eighth to win its 18th consecutive victory. Garrabrants finished with two doubles. Wyrick scored the winning run after reaching on a two-out bunt single to second base. Starter Ben Thurmond struck out a season-high eight and was relieved by Beau Vaughan who gave up only one hit and struck out five in 4.1 IP. Junior closer Ryan Schroyer struck out the side in the ninth inning to record his sixth save of the year. Dustin Pedroia also hit his 17th double of the season to lead off the first inning.

### GAME 29

#### #3 SUN DEVILS 12, CS Northridge 2

March 9, 2003 at Packard Stadium

	1	2	3	4	5	6	7	8	9	R	H	E
CSUN	0	0	2	0	0	0	0	0	0	-	2	8 4
ASU	2	0	1	3	3	0	3	0	x	-	12	15 2

W: Liebeck (5-0); L: Jean (0-1); S: None

HR: Larish (11), West (8)

Time: 3:16 Attendance: 3,389 Record: 28-1

**HIGHLIGHTS:** Jeff Larish went 2-for-4 with four RBI and hit his 11th home run of the year as the Sun Devils won their 19th straight game. Senior Dennis Wyrick was 3-for-3 while starting at third base and scored two runs. Dustin Pedroia tabbed his 19th multi-hit game and added his 18th double of the year. Senior Jered Liebeck improved to 5-0 with five strong innings before giving way to the bullpen.

### GAME 30

#### #30 Oklahoma 6, #1 SUN DEVILS 5

March 14, 2003 at Packard Stadium

	1	2	3	4	5	6	7	8	9	R	H	E
OU	0	0	1	2	0	0	2	0	1	-	6	9 2
ASU	0	0	0	2	0	0	2	1	0	-	5	11 3

W: McAuliff (1-0); L: Sopko (3-1); S: None

HR: West (9), Allen (4), Wyman (4), Yaconetti (6)

Time: 3:19 Attendance: 4,155 Record: 28-2

**HIGHLIGHTS:** The Sun Devils trailed early by three runs, but battled back to tie the game at 5-5 in the eighth inning on a pinch-hit single by junior Nick Walsh. Oklahoma then rallied in the top of the ninth and scored the winning run when Reggie Willits crossed the play on a controversial call after a fielder's choice by Gilbert native Jay Yaconetti. ASU got two-run home runs from Jeremy West and Rod Allen, but it wasn't enough as ASU had its 21-game Packard Stadium winning streak and 19-game overall streak come to an end. Mark Sopko took the loss to fall to 3-1 giving up one run and one hit in 0.2 innings. West was 3-for-5 and sophomore third baseman Frank Mesa was 2-for-4 for ASU's only other multi-hit performance.

### GAME 31

#### #1 SUN DEVILS 10, #30 Oklahoma 3

March 15, 2003 at Packard Stadium

	1	2	3	4	5	6	7	8	9	R	H	E
OU	0	0	1	0	1	0	1	0	0	-	3	11 1
ASU	0	0	0	4	1	2	1	2	x	-	10	15 0

W: Liebeck (6-0); L: Blair (2-2); S: None

HR: Yaconetti (7)

Time: 3:22 Attendance: 3,806 Record: 29-2

**HIGHLIGHTS:** Arizona State scored in each of the last five innings and recorded a season-high seven doubles en route to a 10-3 win over No. 30 Oklahoma. Marking the mid-point of the 2003 season, ASU scored in double-digits for the 18th time and out-hit the Sooners 15-11. Despite leaving 14 runners on base, ASU played strong down the stretch with five players recording multi-hit games. Playing without player of the year candidate Jeff Larish (back spasms), backup first baseman Mike Guerrero responded going 3-for-6 with three doubles and two RBI. Junior left fielder Rod Allen also had three hits to raise his season average over .300 and sophomore shortstop Dustin Pedroia recorded his 20th multi-hit game by going 2-for-4 with two RBI. Senior RHP Jered Liebeck remained perfect at 6-0.

### GAME 32

#### #1 SUN DEVILS 10, #30 Oklahoma 2

March 16, 2003 at Packard Stadium

	1	2	3	4	5	6	7	8	9	R	H	E
OU	0	0	1	0	0	0	1	0	0	-	2	7 1
ASU	4	1	5	0	0	0	0	0	x	-	10	10 3

W: Averill (6-0); L: Purcey (0-1); S: None

HR: Wyman (5)

Time: 2:29 Attendance: 2,900 Record: 30-2

**HIGHLIGHTS:** The Devils recorded their 30th win of the year by scoring in double-digits for the second straight game against the No. 30 Sooners. ASU led off the game with consecutive doubles from Dustin Pedroia, Dennis Wyrick and Mike Guerrero to build an early 4-0 lead after the first inning. The Sun Devils added six more runs in the next two innings and cruised to the 10-2 victory. Freshman lefty Erik Averill picked up the win to improve to 6-0 and Pedroia recorded his 21st multi-hit game and had two more doubles to bring his season total to 21. Andre Ethier was also 2-for-4 in the victory.

### GAME 33

#### #1 SUN DEVILS 9, #29 Wichita State 2

March 18, 2003 at Packard Stadium

	1	2	3	4	5	6	7	8	9	R	H	E
WSU	0	0	0	0	0	0	0	0	1	-	2	8 1
ASU	0	0	3	2	0	1	0	3	x	-	9	12 1

W: Vaughan (5-1); L: Uhlmansiek (3-1); S: None

HR: None

Time: 3:24 Attendance: 3,099 Record: 31-2

**HIGHLIGHTS:** Senior third baseman Dennis Wyrick continued his hot hitting with three hits and senior relief pitcher Beau Vaughan struck out seven in four innings to lead the Devils to a 9-2 win over Wichita State. ASU scored first with three runs in the third inning, with two runs scoring on a double by junior Mike Guerrero. Jeremy West and Travis Buck also added two-run doubles as the Devils won their 22nd game in the last 23 contests. Sophomore shortstop Dustin Pedroia was 1-for-2 with three runs scored and set a career high with three walks. Wyrick, who extended his hitting streak to a season-high seven games, also set a career high with two stolen bases.

### GAME 34

#### #29 Wichita State 6, #1 SUN DEVILS 3

March 19, 2003 at Packard Stadium

	1	2	3	4	5	6	7	8	9	R	H	E
WSU	4	0	0	0	0	0	2	0	0	-	6	8 0
ASU	0	0	0	1	0	0	0	1	1	-	3	9 1

W: Sanders (3-0); L: Beatty (0-1); S: Dennison (4)

HR: Moffitt (5)

Time: 2:46 Attendance: 2,417 Record: 31-3

**HIGHLIGHTS:** Wichita State scored four runs in the first inning off freshman starter Chris Beatty and cruised to a 6-3 win to hand ASU only its third loss of the year. Third baseman Cody Clark provided all the runs the Shockers would need with a bases loaded triple in the first inning. Beatty took the loss giving up four runs and three hits in his first career start. Relievers Bryce Kartler and Mark Sopko combined for seven shutout innings out of the bullpen. Dustin Pedroia added his 22nd multi-hit game of the year in ASU's last non-conference game before entering Pac-10 play vs. Stanford over the weekend. Travis Buck and Andre Ethier also had two hits in the loss.

### GAME 35

#### #1 SUN DEVILS 7, #6 Stanford 6 (11)

March 22, 2003 at Packard Stadium

	1	2	3	4	5	6	7	8	9	10	11	R	H	E
STAN	0	0	0	0	2	3	0	1	0	0	0	-	6	13 3
ASU	0	0	0	0	0	3	2	1	0	0	1	-	7	11 2

W: Schroyer (4-0); L: Manship (0-2); S: None

HR: None

Time: 4:12 Attendance: 4,019 Record: 32-3

**HIGHLIGHTS:** Dennis Wyrick singled with two outs in the bottom of the 11th inning to give the No. 1 Sun Devils a 7-6 come-from-behind win over the No. 6 Stanford Cardinal. Wyrick finished the game 3-for-6 with three RBI as ASU erased an early 5-0 deficit to improve to 32-3 overall. Travis Buck also had three hits and two RBI and drove home the tying run in the bottom of the eighth when he legged out an infield single. Junior closer Ryan Schroyer worked three scoreless innings giving up just one hit to record his fourth win of the year and maintain his 0.00 ERA in 20.1 innings this year.

### GAME 36

#### #6 Stanford 9, #1 SUN DEVILS 8 (10)

March 23, 2003 at Packard Stadium

	1	2	3	4	5	6	7	8	9	10	R	H	E
STAN	2	3	0	1	0	0	2	0	0	1	-	9	13 1
ASU	0	0	0	1	0	0	0	4	3	0	-	8	14 3

W: O'Hagan (2-1); L: Schroyer (4-1) S: Quick (2)

HR: Ethier (2), Garrabrants (5)

Time: 3:31 Attendance: 3,483 Record: 32-4

**HIGHLIGHTS:** Arizona State rallied from an 8-1 deficit after seven innings to tie the game by scoring seven runs in the eighth and ninth innings. After scoring four in the eighth, Andre Ethier hit a three-run home run with two outs in the bottom of the ninth to push the game into extra innings for the second straight day. After Stanford scored a run on a Sam Fuld single in the top of the 10th, ASU loaded the bases with one out and could not push home the tying or winning runs. Dennis Wyrick, Dustin Pedroia, Jeremy West and Ethier each recorded three hits in the loss to fall to 32-4 overall and 1-1 in Pac-10 play.





# Sun Devil Baseball 2003

## Game-by-Game Capsules:

### GAME 37

#### #7 Stanford 4, #2 SUN DEVILS 3

March 24, 2003 at Packard Stadium

	1	2	3	4	5	6	7	8	9	R	H	E
STAN	0	0	1	0	0	0	1	2	0	-	4	13 0
ASU	0	0	0	1	1	0	0	0	0	-	2	5 1

W: Romanczuk (6-0); L: Sopko (3-2); S: None

HR: None

Time: 2:43 Attendance: 3,397 Record: 32-5

**HIGHLIGHTS:** Stanford senior catcher Ryan Garko went 4-for-4 including a two-run home run to break a 2-2 tie in the top of the eighth inning. The home run sparked the No. 7 Cardinal to a 4-2 victory over the No. 2 Arizona State Sun Devils. Cardinal freshman starter Mark Romanczuk threw a complete-game five hitter limiting the Sun Devils to a season low in hits. Sam Fuld was also 4-for-5 with a pair of triples to lead Stanford to the 2-1 series win. ASU starter Ben Thurmond had a solid outing in his longest start of the year (6.2 IP) and stuck out five. Limited to only five hits, no player had more than one and Dustin Pedroia tabbed his 23rd double of the year. ASU finished its eight game stretch in 11 days by going 4-4 after starting the year 28-1.

### GAME 38

#### #2 SUN DEVILS 11, USC 4

March 28, 2003 at Dedeaux Field

	1	2	3	4	5	6	7	8	9	R	H	E
ASU	0	2	0	3	2	3	1	0	0	-	11	17 0
USC	0	2	1	0	1	0	0	0	0	-	4	9 1

W: Bordes (1-0); L: Paschal (2-4); S: None

HR: None

Time: 4:00 Attendance: 600 Record: 33-5

**HIGHLIGHTS:** Arizona State ended its brief two-game losing streak by pounding out 17 hits en route to a 11-4 series opening win over USC at Dedeaux Field. Despite leaving a season-high 17 runners on base, the Sun Devils easily handled the Trojans to improve to 33-5 overall. Dennis Wyrick ended an 0-for-16 slump against USC by going 3-for-6 and tied a career high with three RBI. Dustin Pedroia, Jeff Larish, Andre Ethier, Frank Mesa, Travis Buck and Tuffy Gosewisch also each recorded two hits in the victory. Starting pitcher Beau Vaughan took the no decision giving up eight hits and four runs in 4.2 innings before freshman lefty Brett Bordes inherited a bases loaded jam and did not give up a run to pick up his first collegiate victory. Sun Devils batters totaled 14 walks in the win.

### GAME 39

#### USC 6, #3 SUN DEVILS 5

March 29, 2003 at Dedeaux Field

	1	2	3	4	5	6	7	8	9	R	H	E
ASU	0	1	0	2	0	0	2	0	0	-	5	10 1
USC	1	0	0	0	1	3	0	0	1	-	6	11 0

W: Dizard (3-2); L: Schroyer (4-2); S: None

HR: Moon (3), S. Gordon (1)

Time: 3:21 Attendance: 890 Record: 33-6

**HIGHLIGHTS:** USC second baseman Jon Brewster hit a bases loaded single with two outs and the bases loaded in the bottom of the ninth inning to give USC an upset 6-5 victory over the Sun Devils. ASU left 12 runners on base in the game and stranded the bases loaded in the seventh and eighth innings when the game was tied at 5-5. Junior closer Ryan Schroyer took the loss giving up three hits and one run in two and a third innings of work. Dustin Pedroia and Travis Buck each recorded three hits in the loss.

### GAME 40

#### #3 SUN DEVILS 7, USC 5

March 30, 2003 at Dedeaux Field

	1	2	3	4	5	6	7	8	9	R	H	E
ASU	0	0	0	0	1	2	0	2	2	-	7	14 1
USC	0	0	0	0	1	1	1	1	1	-	5	12 1

W: Arguello (1-0); L: Butler (0-3); S: Schroyer (7)

HR: Larish (12), Guerrero (2), Lunetta (5), Bonovich (2)

Time: 3:43 Attendance: 1,157 Record: 34-6

**HIGHLIGHTS:** ASU scored four runs in the last two innings and held off a furious ninth inning rally to defeat the USC Trojans 7-5 to win the Pac-10 series two games to one. Ryan Schroyer picked up his seventh save of the year and Carlos Arguello recorded the win. Schroyer also singled in his first at-bat as a Sun Devil and scored a run in the ninth innings. Jeff Larish and Mike Guerrero hit back-to-back home runs in the sixth inning.

### GAME 41

#### New Mexico 11, #3/7 SUN DEVILS 7

April 2, 2003 at Packard Stadium

	1	2	3	4	5	6	7	8	9	R	H	E
UNM	4	0	1	4	0	0	0	0	2	-	11	12 2
ASU	2	0	1	2	0	0	2	0	0	-	7	8 2

W: Soto (3-0); L: Vaughan (5-2); S: Salas (1)

HR: Larish (13), Pedroia (3), Salas (10)

Time: 3:08 Attendance: 1,919 Record: 34-7

**HIGHLIGHTS:** Arizona State gave up four runs in the first inning and couldn't recover as the visiting New Mexico Lobos upset Arizona State 11-7 at Packard Stadium. Designated hitter Joe Salas went 2-for-5 with three RBI and also pitched two scoreless innings to record his first save of the year. Dustin Pedroia and Jeff Larish each hit home runs for Arizona State.

### GAME 42

#### #4 SUN DEVILS 10, Grand Canyon 2

April 7, 2003 at Packard Stadium

	1	2	3	4	5	6	7	8	9	R	H	E
GCU	0	1	0	0	0	0	0	0	1	-	2	5 4
ASU	1	5	0	0	0	0	4	0	x	-	10	16 2

W: McClellan (5-0); L: Newark (0-3); S: None

HR: Garabrants (6), Kaats (8)

Time: 3:01 Attendance: 2,020 Record: 35-7

**HIGHLIGHTS:** Sophomore catcher Tuffy Gosewisch led a 16-hit attack by going 3-for-3 with two RBI as the No. 4 Arizona State Sun Devils handed local rival Grand Canyon a 10-2 defeat in non-conference college baseball action Monday night at Packard Stadium. Celebrating the eighth anniversary of ASU's NCAA record consecutive games scoring streak, the Devils wasted little time scoring in their 475th straight game. A season-high eight pitchers combined to limit the Antelopes to only five hits and two runs. Senior starter Robbie McClellan (Liberal, Kan.) picked up the win to improve to 5-0 behind a stellar five-inning, seven-strikeout performance. Dustin Pedroia went 2-for-5 for his 27th multi-hit game of the year and extended his hitting streak to 12 games. Jeff Larish was also 2-for-5 with one RBI.

### GAME 43

#### #4 SUN DEVILS 11, California 3

April 11, 2003 at Evans Diamond

	1	2	3	4	5	6	7	8	9	R	H	E
ASU	2	1	0	7	0	0	0	0	1	-	11	17 1
CAL	0	0	0	0	1	1	0	0	1	-	3	11 1

W: Averill (7-0); L: Brown (2-5); S: None

HR: Allen (5), Bosch (3), Conley (4)

Time: 3:07 Attendance: 409 Record: 36-7

**HIGHLIGHTS:** Rod Allen hit a pinch-hit grand slam home run as part of a seven-run fourth inning and freshman starter Erik Averill pitched seven strong innings as the No. 4 Arizona State Sun Devils opened a three-game Pac-10 series with an 11-3 win over California. Averill scattered 10 hits and two runs to pick up his Pac-10 leading seventh win of the year. Ryan Bosch had a nice homecoming going 2-for-4 with two runs scored and two RBI, including hitting an opposite field home run as part of the seven-run fourth frame. Five Devils recorded multi-hit games, with sophomore first baseman Jeff Larish and junior right fielder Andre Ethier each tabbing three a piece. Leadoff hitter Dustin Pedroia notched his 28th multi-hit game of the year going 2-for-4.

### GAME 44

#### #4 SUN DEVILS 6, California 0

April 13, 2003 at Evans Diamond (Game 1)

	1	2	3	4	5	6	7	8	9	R	H	E
ASU	0	5	0	0	0	1	0	0	0	-	6	8 0
CAL	0	0	0	0	0	0	0	0	0	-	0	5 2

W: Vaughan (6-2); L: Montalbo (3-3); S: None

HR: None

Time: 2:55 Attendance: 267 Record: 37-7

**HIGHLIGHTS:** Nick Walsh was 3-for-3 and reached base in all five at-bats to help lead the Devils to a 6-0 win in the first game of a doubleheader. Reliever Beau Vaughan threw six scoreless innings to pick up his sixth win of the year. Vaughan and starter Ben Thurmond combined to allow only five hits in the victory.

### GAME 45

#### #4 SUN DEVILS 10, California 1

April 13, 2003 at Evans Diamond (Game 2)

	1	2	3	4	5	6	7	8	9	R	H	E
ASU	0	5	0	2	0	1	2	0	0	-	10	8 1
CAL	0	0	0	0	0	0	1	0	0	-	1	10 2

W: Liebeck (7-0); L: Crist (2-2); S: None

HR: None

Time: 2:57 Attendance: 219 Record: 38-7

**HIGHLIGHTS:** Nick Walsh had three more hits and senior starting pitcher Jered Liebeck gave up four hits in six shutout innings as the Sun Devils completed a series and doubleheader sweep of the California Golden Bears with a 10-1 victory. ASU surpassed its entire win total from 2001 (37-20-1) and 2002 (37-21) by improving to 38-7 and moved into second place in the Pac-10 with a 6-3 record. Liebeck improved to 7-0 on the year scattering four hits in six shutout innings.

### GAME 46

#### UCLA 9, #4 SUN DEVILS 8

April 17, 2003 at Packard Stadium

	1	2	3	4	5	6	7	8	9	R	H	E
UCLA	0	3	2	0	0	2	0	0	2	-	9	11 2
ASU	4	0	2	0	1	0	0	0	1	-	8	12 1

W: Beck (1-1); L: Vaughan (6-3); S: None

HR: Whisler (5), McCarthy (6), Gosewisch (1)

Time: 3:02 Attendance: 2,227 Record: 38-8

**HIGHLIGHTS:** ASU hit into an inning-ending 8-5-4 double play with the bases loaded in the bottom of the eighth inning to keep the game knotted at 7-7. The play proved key as UCLA rallied for two runs in the top of the ninth and held off an ASU rally to gain a 9-8 win in the series opener. Travis Buck hit a fly ball to shallow center field that UCLA's Matt Thayer appeared to make a sliding catch on. But the umpire used a weak signal to say no catch was made and runners were forced out at third and second base to keep the game tied at 7-7. ASU's Beau Vaughan took the loss to fall to 6-3 despite striking out 10 in 5.1 IP. Andre Ethier led the Devils tying a career high with four hits. Tuffy Gosewisch blasted his first career home run with a two-run shot in the sixth.

### GAME 47

#### UCLA 8, #4 SUN DEVILS 7 (13 innings)

April 18, 2003 at Packard Stadium

	1	2	3	4	5	6	7	8	9	10	11	12	13	R	H	E
UCLA	0	0	2	2	0	0	1	0	0	0	1	0	2	-	8	13 1
ASU	0	0	0	3	1	0	0	1	0	0	1	0	1	-	7	15 1

W: Silva (5-0); L: Bordes (1-1); S: Johnson (2)

HR: Griffin (7), Susdorf (7), Ethier (3)

Time: 4:25 Attendance: 2,678 Record: 38-9

**HIGHLIGHTS:** UCLA's Billy Susdorf recorded a two-out, two-strike double to score two runs in the top of the 13th inning to help lift the Bruins to an 8-7 victory over ASU. The Devils tied the game in the eighth on a triple by Nick Walsh and had two chances to win the game before extending into extra innings. Susdorf also had a solo home run in the top of the 11th, but ASU's Andre Ethier drilled a solo homer in the bottom half of the frame to continue the game. The Devils left 17 runners on base in the game to tie a season high and hit into four double plays. Jered Liebeck (3.1 IP, 3 H, 1 R, 6 K's) and Ryan Schroyer (4.2 IP, 3 H, 1 R, 5 K's) were phenomenal out of the bullpen to keep ASU in the game. Frank Mesa (3x4) and Mike Guerrero (3x7) led the Sun Devils at the plate. Dustin Pedroia drilled his 28th double.

### GAME 48

#### #4 SUN DEVILS 17, UCLA 1

April 19, 2003 at Packard Stadium

	1	2	3	4	5	6	7	8	9	R	H	E
UCLA	0	0	0	0	0	1	0	0	0	-	1	5 1
ASU	3	1	4	0	1	0	4	4	x	-	17	21 0

W: Thurmond (4-0); L: Janssen (3-5); S: None

HR: Griffin (8), Larish (14), Ethier (4), Buck (3)

Time: 2:46 Attendance: 2,699 Record: 39-9

**HIGHLIGHTS:** The Sun Devils salvaged the series by taking the finale 17-1 and recording 20 or more hits for the second time in 2003. Ben Thurmond gave up one run in seven innings and Dustin Pedroia and Jeremy West each recorded four hits. Andre Ethier, Travis Buck and Jeff Larish each hit home runs. Larish set the ASU single-season record with his fourth grand slam.



# Sun Devil Baseball 2003

## Game-by-Game Capsules:

### GAME 49

#### #5 SUN DEVILS 21, Washington State 0

April 25, 2003 at Packard Stadium

	1	2	3	4	5	6	7	8	9	R	H	E
WSU	0	0	0	0	0	0	0	0	0	-	6	2
ASU	0	1	0	1	2	12	1	4	x	-	21	20

W: Vaughan (7-3); L: MacKenzie (3-4); S: None

HR: Larish (15), West (10), Bosch (4)

Time: 3:14 Attendance: 2,336 Record: 40-9

**HIGHLIGHTS:** For the second straight game the Sun Devils pounded out 21 hits and Beau Vaughan, Robbie McClellan and Javy Lopez combined for ASU's seventh shutout of the year blanking Washington State 21-0. The Devils lead 4-0 after five innings before exploding for 12 runs in the bottom of the sixth inning. Jeremy West hit his 10th homer of the year extending his streak of four consecutive games vs. the Cougars with a home run. Jeff Larish also hit his 15th homer of the year going 2-for-3 with four RBI and three walks. Dustin Pedroia notched his 30th multi-hit game of the year and Steve Garrabrants went 3-for-5 with three RBI and three runs scored. Vaughan improved to 7-3 on the year and 3-1 as a starter striking out eight and allowing only three hits in six innings.

### GAME 50

#### #5 SUN DEVILS 5, Washington State 3

April 26, 2003 at Packard Stadium

	1	2	3	4	5	6	7	8	9	10	R	H	E
WSU	0	0	0	0	0	0	1	0	2	0	-	3	5
ASU	1	0	2	0	0	0	0	0	0	2	-	5	10

W: Arguello (2-0); L: Alwert (1-3); S: None

HR: Jacobsen (1), West (11)

Time: 2:56 Attendance: 2,487 Record: 41-9

**HIGHLIGHTS:** Jeremy West hit a two-run walk-off home run in the bottom of the 10th inning to lift the No. 5 Arizona State Sun Devils to a thrilling 5-3 victory over the Washington State Cougars. ASU led nearly the entire game carrying a 3-1 victory into the ninth inning until closer Ryan Schroyer blew a save opportunity giving up a two-out, two-run double to pinch-hitter Wes Falkenberg to tie the game at 3-3. After a two-out error by eventual losing pitcher Garrett Alwert, West notched his 11th homer of the season and 30th of his career to give the Devils their third straight victory. Starter Jered Liebeck gave up only three hits and one run in seven innings, but had his bid for his eighth win of the year spoiled with the Cougar heroics in the ninth. Jeff Larish extended his hitting streak to a career-high 11 games and Travis Buck and Andre Ethier each had two hits in the victory.

### GAME 51

#### #5 SUN DEVILS 25, Washington State 0

April 27, 2003 at Packard Stadium

	1	2	3	4	5	6	7	8	9	R	H	E
WSU	0	0	0	0	0	0	0	0	0	-	0	3
ASU	10	6	1	0	2	1	0	5	x	-	25	24

W: Thurmond (5-0); L: Banaszak (2-8); S: None

HR: West 3 (14), Ethier (5)

Time: 2:56 Attendance: 2,057 Record: 42-9

**HIGHLIGHTS:** Junior first baseman Jeremy West went 5-for-7 and tied a pair of ASU single game records with three home runs and nine RBI to lead the No. 5 Arizona State Sun Devils to a commanding 25-0 victory over the Washington State Cougars Sunday afternoon in Pac-10 Baseball action at Packard Stadium. West also tied for second with 14 total bases and homered for the third straight game to give him 14 on the year. Nick Walsh was also 6-for-6 with seven RBI and five runs scored. Walsh recorded six run-scoring hits and was one off the ASU single-game records for doubles (3), runs (5) and hits (6). Ben Thurmond improved to 5-0 picking up the win throwing four scoreless innings before giving way to five ASU relievers who each tossed an inning of scoreless ball. The win was ASU's ninth most lopsided in school history and led to the fourth highest run total in a three-game Pac-10 series scoring 51 runs in the series vs. the Cougars. ASU started the scoring with 10 runs in the first inning to chase WSU senior starter Tony Banaszak and added six more runs in the second to take a commanding 16-0 lead after two at-bats. Sophomore shortstop Dustin Pedroia added three more hits for his 31st multi-hit game of the year.

### GAME 52

#### #4 SUN DEVILS 9, Oklahoma 4

April 30, 2003 at Oklahoma City

	1	2	3	4	5	6	7	8	9	R	H	E
ASU	0	0	1	0	1	0	6	0	1	-	9	9
OKLA	1	0	1	0	0	0	2	0	0	-	4	11

W: Vaughan (8-3); L: Purcey (1-3); S: None

HR: Allen (6)

Time: 2:57 Attendance: 2,118 Record: 43-9

**HIGHLIGHTS:** Rod Allen hit a pinch-hit grand slam home run as part of a deciding six-run seventh inning as the No. 4 Sun Devils defeated the Oklahoma Sooners 9-4 at SBC Bricktown Ballpark in Oklahoma City. Allen's pinch-hit grand slam, his second of the year, was ASU's 12th grand slam in 2003 tying the NCAA record set by Oklahoma State in 1996. Allen's big hit highlighted the six-run seventh inning that broke a 2-2 tie. Sophomore shortstop Dustin Pedroia plated ASU's first three runs and tied a career high with the three RBI. Junior second baseman Steve Garrabrants was 2-for-4 as ASU's only player with a multi-hit game and stole two more bases to increase his team lead in that category to 21.

### GAME 53

#### #3 SUN DEVILS 11, UC Irvine 1

May 6, 2003 at Packard Stadium

	1	2	3	4	5	6	7	8	9	R	H	E
UCI	0	0	0	0	0	0	1	0	0	-	1	6
ASU	2	1	1	0	0	2	3	2	x	-	11	12

W: Thurmond (6-0); L: Krise (3-2); S: None

HR: West 2 (15, 15), Garrabrants (7)

Time: 3:05 Attendance: 1,714 Record: 44-9

**HIGHLIGHTS:** Jeremy West went 2-for-4 with four RBI and blasted two more home runs as the No. 3 Arizona State Sun Devils defeated UC Irvine 11-1 in their final non-conference game of the year Tuesday night at Packard Stadium. The Devils picked up their sixth straight win to improve to 44-9 overall and have now won 10 of their last 12 games. ASU finished the non-conference portion of its schedule with an impressive 34-4 record. Ben Thurmond picked up the victory behind three shutout innings to improve to 6-0 on the year. Scoring in double-digits for the 27th time this season, ASU out-hit the Anteaters 12-6 with West, shortstop Dustin Pedroia and first baseman Jeff Larish each recording multi-hit games. West continued his torrid hitting as of late recording his third multi-homer game of the year and now has seven home runs in his last five games.

### GAME 54

#### #3 SUN DEVILS 14, Oregon State 4

May 12, 2003 at Corvallis, Ore.

	1	2	3	4	5	6	7	8	9	R	H	E
ASU	0	0	3	3	0	1	1	2	4	-	14	13
OSU	0	3	1	0	0	0	0	0	0	-	4	11

W: McClellan (6-0); L: Rowe (3-6); S: None

HR: Buck (4)

Time: 4:12 Attendance: 1,026 Record: 45-9

**HIGHLIGHTS:** Dustin Pedroia went 2-for-3 and hit his school-record tying 30th double of the year as the No. 3 Arizona State Sun Devils opened up a three-game Pac-10 series with Oregon State crushing the Beavers 14-4. Senior Robbie McClellan pitched well in relief picking up the win to improve to 6-0 on the year. While recording 10 or more runs for the 28th time this year and surpassing double-digits in hits for the 40th time, the Devils also recorded season highs in strikeouts (13) and stolen bases (5).

### GAME 55

#### Oregon State 6, #3 SUN DEVILS 1

May 13, 2003 at Corvallis, Ore.

	1	2	3	4	5	6	7	8	9	R	H	E
ASU	1	0	0	0	0	0	0	0	0	-	1	9
OSU	1	0	2	0	0	3	0	0	x	-	6	6

W: Postlewait (4-0); L: Vaughan (8-4); S: None

HR: None

Time: 2:39 Attendance: 1,350 Record: 45-10

**HIGHLIGHTS:** Dustin Pedroia broke the single-season record with his 31st double of the year, but it was overshadowed by a complete-game pitching effort from Oregon State's Jake Postlewait as the Beavers stunned the third-ranked Sun Devils 6-1 Tuesday afternoon in Pac-10 Baseball action at Goss Stadium at Coleman Field. With the loss the Sun Devils had their seven-run winning streak come to an end to fall to 45-10 overall and 11-6 in conference play. The one run scored marked only the 13th time during ASU's NCAA record 488-game consecutive games scoring streak that they have been limited to one run.

### GAME 56

#### #3 SUN DEVILS 12, Oregon State 7

May 14, 2003 at Corvallis, Ore.

	1	2	3	4	5	6	7	8	9	R	H	E
ASU	1	2	0	0	0	0	0	8	1	-	12	17
OSU	0	2	3	0	0	1	0	0	1	-	7	12

W: Schroyer (5-2); L: Pendley (1-3); S: None

HR: Gosewisch (2), Ellsbury, Kunda

Time: 3:53 Attendance: 986 Record: 46-10

**HIGHLIGHTS:** Down to their last six outs and trailing 6-3, ASU scored nine runs over their last two at-bats to rally for a come-from-behind 12-7 win over Oregon State to clinch the series victory. The eight-run eighth frame was fueled by six consecutive one-out hits, including a go-ahead two-run double by Steve Garrabrants and a two-run home run by catcher Tuffy Gosewisch. Gosewisch finished the game 3-for-3 with three RBI, two doubles and added two walks to reach base in all five of his at-bats. Ryan Schroyer picked up the win on the mound giving up one run in 3.2 IP to improve to 5-2 on the year. Dustin Pedroia was 3-for-6 to go over 100 hits for the season and recorded his 35th multi-hit game of the year.

### GAME 57

#### Washington 5, #3 SUN DEVILS 1

May 17, 2003 at Seattle, Wash.

	1	2	3	4	5	6	7	8	9	R	H	E
ASU	0	1	0	0	0	0	0	0	0	-	1	6
WASH	0	1	0	2	2	0	0	0	x	-	5	6

W: White (7-4); L: Averill (7-1); S: Baysinger (3)

HR: Wagner 2 (13)

Time: 2:38 Attendance: 544 Record: 46-11

**HIGHLIGHTS:** For the second time in the last three games the Sun Devils were limited to only one run. While tying the Huskies with six hits, Washington right fielder Mike Wagner belted a pair of home runs to lead the Huskies to a 5-1 victory. Tuffy Gosewisch knocked in ASU's only run with a two-out single in the top of the second to give ASU the early lead. Starter Erik Averill recorded his first collegiate loss, giving up five hits and five runs in five innings.

### GAME 58

#### #3 SUN DEVILS 11, Washington 3

May 18, 2003 at Seattle, Wash.

	1	2	3	4	5	6	7	8	9	R	H	E
ASU	1	0	5	1	0	1	3	0	0	-	11	12
WASH	1	0	2	0	0	0	0	0	0	-	3	7

W: McClellan (7-0); L: Peterson (5-5); S: None

HR: Pedroia (4), Lillibridge (10), Wagner (14)

Time: 3:11 Attendance: 1,371 Record: 47-11

**HIGHLIGHTS:** Dustin Pedroia went 3-for-5 with a leadoff home run and scored a career-high four runs to help lead the Sun Devils to a 11-3 win over the Sun Devils. Recording their 47th win of the year, ASU improved to 9-2 on the year after a loss. After a lackluster starting pitching performance from senior Ben Thurmond (2.0 IP, 2 R, 4 H, 1 BB), senior reliever Robbie McClellan was solid giving up only one run and three hits in five innings to improve to 7-0 on the year. Freshman Brett Bordes sealed the win with two scoreless innings. Andre Ethier (13 games) and Jeremy West (14 games) each extended their career high hitting streaks in the victory.

### GAME 59

#### Washington 6, #4 SUN DEVILS 4

May 19, 2003 at Seattle, Wash.

	1	2	3	4	5	6	7	8	9	R	H	E
ASU	0	2	0	0	0	0	2	0	0	-	4	16
WASH	0	0	0	4	1	1	0	0	x	-	6	9

W: Johnson, C. (6-3); L: Vaughan (8-5); S: Fenton (8)


HR: Ethier (6), Boudon 2 (20, 21), Lillibridge (11)

Time: 3:22 Attendance: 714 Record: 47-12

**HIGHLIGHTS:** Dustin Pedroia went 3-for-5 and set the Pac-10 single season record by hitting his 32nd double, but the Sun Devils dropped the series finale vs. the University of Washington 6-4. UW won the series 2-1, its first over ASU since the Pac-10 joined the North and South divisions in 1999. Chad Boudon hit two homers for the Huskies, setting the UW single-season record (20 and 21). The Devils out-hit Washington 16-9 and every starter recorded at least one hit, but ASU left 10 runners on base and hit into two double plays to end to end several scoring threats. The Devils had the tying run in scoring position when UW closer Will Fenton struck out Mike Guerrero (his third K of the game) to seal the UW win. Andre Ethier (14 games) and Jeremy West (15 games) each extended their personal best hitting streaks in the loss.



# Sun Devil Baseball 2003 -- Game by Game Statistics




AB-R-H-RBI Breakdown for Arizona State (as of May 20, 2003)  
(All games)

Opponent	Date	#10 ALLEN	#19 BOCCHI	#31 BOSCH	#4 BUCK	#16 CADENA	#14 ETHIER	#9 GARRABRA	#39 GOSEWISC	#30 GUERRERO	#27 KARTLER	#11 LARISH	#32 MESA	#2 PEDROIA	#20 WALSH	#8 WEST	#5 WYRICK
---																	
UHH	Jan 16	5-1-2-1	3-1-2-3	2-0-0-0	3-1-1-0	0-0-0-0	3-0-1-2	4-0-3-1	.....	1-1-1-1	.....	3-2-1-0	3-1-2-1	5-0-1-0	1-0-0-0	4-2-2-0	2-0-0-0
UHH	Jan 17	4-0-0-1	5-1-4-1	2-0-0-0	3-1-1-2	.....	3-0-0-0	3-1-1-1	.....	.....	.....	5-0-1-1	2-1-0-0	4-2-3-2	.....	5-3-2-1	2-1-1-0
UHH	Jan 17	4-1-2-4	1-0-0-0	.....	4-2-2-1	1-1-0-0	3-2-1-1	.....	2-0-2-1	1-1-1-0	1-0-0-0	4-2-3-4	.....	4-2-1-0	4-1-1-0	2-1-0-0	5-1-1-2
UHH	Jan 18	5-2-2-1	.....	2-1-1-4	2-1-1-1	2-1-1-0	3-1-1-3	4-3-2-2	5-2-2-1	3-1-2-1	1-1-0-0	1-1-1-2	6-1-2-1	2-1-2-1	..Def..	4-1-1-1	2-1-1-0
UHH	Jan 19	.....	.....	4-1-1-2	3-3-2-0	.....	4-2-4-2	2-2-2-2	3-2-2-1	.....	.....	2-2-2-4	.....	4-1-2-2	1-0-0-0	3-2-1-0	3-1-1-2
UHH	Jan 19	3-2-2-5	4-1-1-2	2-1-1-0	2-1-1-1	3-0-2-1	3-2-2-1	0-0-0-1	..Def..	5-3-4-3	1-1-0-0	2-3-1-1	2-1-1-0	2-1-2-1	5-0-0-1	1-2-1-1	1-0-0-0
SDSU	Jan 24	1-1-0-1	2-0-0-0	..Def..	4-1-3-1	.....	3-0-0-0	3-0-1-0	..Def..	1-0-0-1	.....	4-0-1-0	2-0-0-0	5-2-2-3	1-1-1-0	4-0-0-1	1-1-1-0
SDSU	Jan 25	4-0-0-0	.....	..Def..	3-0-0-0	.....	5-0-1-1	3-0-0-0	4-0-0-0	.....	.....	4-1-2-1	.....	4-0-2-1	1-1-1-0	3-1-1-1	2-1-2-0
SDSU	Jan 26	5-1-1-2	1-1-0-0	2-1-0-1	2-2-1-0	1-0-0-0	3-5-1-1	6-3-2-4	1-1-1-1	3-1-1-2	.....	4-3-3-9	0-1-0-1	6-1-2-0	1-1-1-1	4-3-0-0	.....
LBSU	Jan 31	4-2-1-0	2-0-1-0	1-1-1-0	4-0-3-0	.....	4-1-1-0	3-0-0-0	2-0-1-1	3-0-0-0	.....	2-1-0-1	.....	5-0-2-0	3-0-0-0	.....	3-0-2-2
LBSU	Feb 01	3-0-0-1	4-0-2-1	4-0-1-0	4-0-0-0	.....	2-1-1-0	4-0-0-0	.....	.....	.....	3-1-2-1	3-0-0-0	4-1-1-0	.....	1-0-0-0	.....
LBSU	Feb 02	.....	.....	3-1-0-0	4-0-1-0	.....	3-1-1-0	3-0-2-1	4-0-0-0	.....	.....	4-0-1-0	.....	5-0-0-1	1-0-0-0	3-1-0-0	4-1-1-2
BYU	Feb 06	4-0-0-0	.....	4-1-2-0	4-2-1-1	.....	5-0-1-0	3-2-1-2	3-0-0-0	.....	.....	5-1-3-1	0-0-0-1	4-0-2-0	1-0-0-0	0-0-0-0	3-0-0-0
BYU	Feb 07	..Def..	4-1-2-3	5-0-1-1	7-1-3-1	.....	4-2-2-3	1-0-0-0	.....	1-1-1-0	1-0-0-0	3-3-1-1	6-2-4-3	6-2-2-1	0-2-0-0	4-3-2-4	.....
BYU	Feb 08	1-0-0-0	3-1-1-3	2-1-0-1	2-0-0-0	.....	4-1-2-0	2-0-1-0	1-0-0-0	2-1-1-0	.....	3-1-1-1	2-0-1-1	4-0-1-0	0-1-0-0	4-0-1-0	.....
GU	Feb 14	..Def..	.....	4-2-1-1	2-0-1-1	.....	2-1-0-0	5-0-2-1	4-2-2-1	0-0-0-0	.....	4-1-2-2	.....	4-1-1-1	.....	3-1-0-0	4-0-2-1
OKST	Feb 15	3-0-2-2	3-1-1-0	.....	4-1-2-1	.....	5-1-2-0	4-1-1-0	.....	.....	.....	2-1-0-1	3-0-0-1	4-1-1-2	.....	3-1-0-0	.....
OSU	Feb 16	4-1-1-3	2-0-0-0	4-0-1-0	.....	.....	4-2-2-1	3-1-1-3	.....	3-0-1-0	.....	2-1-0-1	.....	4-3-3-1	1-0-0-0	2-0-0-0	2-1-1-0
GU	Feb 17	3-3-1-2	1-0-0-0	2-0-0-1	2-2-2-1	.....	4-2-1-1	6-2-2-6	4-1-2-3	0-1-0-0	1-0-0-0	4-1-1-2	2-3-1-0	3-2-1-0	1-0-0-1	1-0-0-0	2-0-0-0
DAYTON	Feb 21	2-1-0-0	3-1-2-1	3-0-0-0	6-1-2-1	.....	5-1-3-1	3-1-1-2	.....	0-0-0-1	1-0-0-0	4-2-0-1	5-1-3-0	3-1-2-1	0-1-0-0	2-0-1-2	1-0-0-0
UND	Feb 22	.....	3-1-0-1	4-1-1-1	4-0-0-0	.....	5-1-1-0	3-2-0-0	..Def..	1-0-0-0	..Def..	3-2-2-4	2-3-1-0	5-1-2-2	0-1-0-1	4-4-3-6	..Def..
UND	Feb 23	.....	.....	5-1-0-0	4-2-1-1	.....	3-2-1-3	5-1-2-0	5-1-1-2	.....	.....	3-2-2-4	3-0-0-0	6-2-4-0	.....	2-2-1-2	2-1-1-0
PSU	Feb 28	3-1-2-0	5-1-3-1	4-1-2-0	2-2-1-0	.....	3-0-1-1	3-1-0-0	..Def..	3-1-1-3	1-0-0-0	3-3-2-6	3-1-1-0	4-1-1-0	1-0-0-0	2-1-2-0	0-0-0-0
PSU	Mar 01	2-0-0-0	.....	3-1-2-2	2-1-1-0	.....	2-1-0-0	2-2-1-2	3-1-2-2	1-0-0-0	1-0-0-0	2-2-0-0	5-1-2-3	3-2-2-0	2-0-0-0	3-1-0-1	1-0-0-0
PSU	Mar 02	..Def..	4-0-2-2	3-0-0-0	5-1-1-0	.....	4-1-1-1	2-1-1-0	..Def..	.....	.....	3-3-2-3	3-2-2-0	5-2-2-2	1-0-1-0	1-1-0-1	.....
CSUN	Mar 06	1-0-1-0	4-0-2-2	2-1-0-1	4-0-0-0	.....	4-0-0-0	3-1-2-1	.....	1-0-1-1	.....	4-3-2-1	2-1-1-0	5-2-4-1	.....	4-1-1-2	3-1-1-0
SUU	Mar 07	5-2-2-2	2-1-0-0	.....	5-3-5-7	.....	4-2-2-1	3-2-3-3	1-1-0-0	1-1-1-0	.....	4-0-1-1	4-3-3-1	4-2-3-2	1-1-0-0	3-0-1-0	1-1-1-1
UTAH	Mar 08	.....	.....	4-0-0-0	3-1-0-0	.....	4-0-0-0	4-2-2-1	4-1-2-2	.....	.....	3-0-1-1	3-0-0-0	3-1-1-0	.....	3-0-1-2	1-1-1-0
CSUN	Mar 09	1-0-0-0	.....	3-2-1-3	3-2-1-0	.....	4-2-1-1	3-0-1-1	2-0-0-0	1-0-0-0	.....	4-1-2-4	1-1-1-0	5-1-2-0	2-0-1-0	2-1-2-2	3-2-3-0
OKLA	Mar 14	3-1-1-2	3-1-1-0	0-0-0-0	4-0-0-0	.....	3-0-1-0	3-0-0-0	..Def..	2-0-1-0	..Def..	3-1-1-0	4-1-2-0	5-0-0-0	1-0-1-1	5-1-3-2	.....
OKLA	Mar 15	5-1-3-2	.....	2-1-0-0	3-1-1-0	.....	..Def..	5-0-2-1	4-1-1-1	6-1-3-2	.....	.....	.....	4-1-2-2	1-1-1-0	6-2-2-2	.....
OKLA	Mar 16	2-1-0-1	1-0-0-0	1-1-1-0	2-0-1-1	.....	4-1-2-1	4-1-1-1	2-1-0-0	4-1-1-1	0-0-0-0	.....	..Def..	4-1-2-0	1-0-0-0	3-2-1-1	5-1-1-2
WICHITA	Mar 18	4-0-1-0	1-0-0-0	..Def..	4-0-1-2	.....	4-1-1-1	4-0-1-0	4-1-2-0	3-1-1-2	1-0-0-0	.....	0-1-0-0	2-3-1-0	.....	4-0-1-2	3-2-3-0
WICHITA	Mar 19	2-0-1-0	4-0-0-0	.....	4-1-2-1	.....	3-1-2-0	2-0-0-1	.....	1-0-0-0	.....	3-0-1-0	3-0-0-1	4-0-2-0	1-1-1-0	1-0-0-0	4-0-0-0
STAN	Mar 22	4-1-2-0	1-1-0-0	1-0-0-0	4-1-3-2	.....	4-0-0-1	3-0-0-0	1-0-0-0	.....	.....	4-1-1-0	1-0-0-0	4-2-2-0	2-0-0-0	4-1-0-1	6-0-3-3
STAN	Mar 23	5-1-0-1	1-0-0-0	0-0-0-0	5-0-1-0	.....	4-1-3-3	3-1-1-2	..Def..	1-0-0-0	.....	5-0-0-0	3-0-0-0	6-0-3-1	1-0-0-0	5-3-3-0	4-2-3-1
STAN	Mar 24	3-1-1-0	..Def..	.....	3-0-0-0	.....	4-0-1-1	4-0-1-0	1-0-0-1	4-0-0-0	.....	4-0-0-0	.....	4-0-1-0	1-0-0-0	.....	3-1-1-0
USC	Mar 28	2-0-0-1	.....	6-1-1-0	4-2-2-1	.....	4-1-2-1	.....	4-3-2-1	1-0-1-0	.....	4-1-2-2	5-0-2-1	5-2-2-0	.....	.....	6-1-3-3
USC	Mar 29	..Def..	..Def..	1-0-0-1	3-1-3-1	.....	2-1-0-1	4-1-1-1	5-0-0-0	1-0-0-0	.....	2-0-0-1	..Def..	5-1-3-0	2-1-1-0	4-0-0-0	5-0-2-0
USC	Mar 30	3-0-0-0	3-0-1-0	..Def..	4-0-3-1	.....	4-1-2-1	5-1-3-1	1-0-0-0	3-1-1-1	2-1-1-0	3-2-1-1	.....	4-0-1-1	.....	0-0-0-0	5-0-0-0
UNM	Apr 02	1-1-1-0	0-0-0-0	.....	4-1-1-1	.....	4-0-1-0	1-0-0-0	1-0-0-0	1-0-0-0	2-1-0-0	4-1-1-2	3-1-1-0	4-1-1-2	3-0-0-0	3-1-2-0	5-0-0-0
GCU	Apr 07	3-1-1-0	..Def..	2-0-0-0	4-1-1-1	.....	2-1-1-1	4-2-2-3	3-2-3-2	1-0-1-0	1-0-0-0	5-2-2-1	1-0-1-0	5-0-2-0	1-0-0-0	3-0-1-1	3-1-1-1
CAL	Apr 11	2-1-1-4	1-0-0-0	4-2-2-2	4-2-1-1	.....	5-0-3-0	5-1-2-0	3-0-0-1	1-0-0-0	.....	4-2-3-1	1-0-1-1	4-2-2-1	.....	2-0-1-0	4-1-1-0
CAL	Apr 13	.....	.....	2-0-0-1	5-0-0-1	.....	4-1-1-1	3-2-2-0	2-1-0-1	.....	.....	4-1-1-0	.....	4-0-0-0	3-0-3-1	.....	5-1-1-0
CAL	Apr 13	.....	2-2-0-0	3-0-0-0	4-3-3-2	.....	5-0-0-1	4-1-0-0	..Def..	1-0-0-0	1-0-0-0	4-0-1-1	0-1-0-0	3-0-1-3	5-2-3-2	.....	2-1-0-0
UCLA	Apr 17	..Def..	..Def..	3-0-0-0	5-1-2-0	.....	5-1-4-0	4-1-1-0	3-1-1-2	.....	.....	5-2-1-0	1-0-0-0	4-1-1-2	3-1-1-0	0-0-0-0	5-0-1-2
UCLA	Apr 18	0-0-0-0	3-0-0-0	..Def..	3-0-0-0	.....	6-1-2-1	3-0-0-0	1-1-1-0	7-0-3-2	1-0-0-0	5-2-1-0	4-1-3-0	7-1-1-0	4-1-2-1	0-0-0-0	7-0-2-0
UCLA	Apr 19	1-1-1-0	1-1-1-0	..Def..	4-2-1-2	.....	6-2-2-3	.....	2-3-2-1	4-2-1-0	.....	5-2-2-5	5-1-1-1	6-3-4-2	4-0-2-2	5-0-4-1	.....
WSU	Apr 25	1-0-0-0	2-0-1-1	1-1-1-1	3-2-1-1	.....	5-2-2-1	5-3-3-3	2-2-1-3	1-0-1-1	1-1-0-0	3-3-2-4	6-1-3-3	5-2-3-1	4-1-1-0	4-3-2-2	1-0-0-0
WSU	Apr 26	.....	.....	1-0-0-0	4-0-2-0	.....	4-1-2-1	2-0-0-0	2-0-0-0	.....	.....	5-1-1-2	4-0-1-0	3-1-1-0	4-1-1-0	5-1-2-2	.....
WSU	Apr 27	4-2-2-0	2-1-0-0	3-1-1-0	3-1-1-0	.....	6-2-2-4	2-2-1-1	2-0-0-0	2-0-0-0	.....	3-2-1-1	2-1-1-0	5-3-3-1	6-5-6-7	7-3-5-9	1-1-1-0
OKLA	Apr 30	2-1-1-4	.....	..Def..	4-0-0-0	.....	3-2-1-0	4-2-2-0	2-1-1-0	.....	.....	5-0-1-0	2-1-1-0	4-1-1-3	2-0-0-0	4-0-1-2	2-1-0-0
UCI	May 06	2-0-1-1	1-0-0-0	1-0-0-0	4-0-0-0	.....	4-1-1-0	2-2-1-2	1-0-0-0	1-1-1-0	.....	3-1-2-0	2-1-0-0	4-1-2-1	3-1-1-0	4-2-2-4	1-1-1-0
OSU	May 12	2-0-0-0	.....	..Def..	5-2-2-3	.....	4-3-2-2	4-1-2-0	5-2-1-1	.....	.....	4-2-2-3	3-0-1-0	3-3-2-1	2-0-0-0	6-1-1-1	3-0-0-0
OSU	May 13	.....	.....	2-0-0-0	4-0-0-0	.....	4-0-2-1	3-0-0-0	4-0-1-0	2-0-1-0	.....	3-0-1-0	.....	5-1-2-0	1-0-0-0	3-0-2-0	3-0-1-0
OSU	May 14	.....	.....	.....	3-0-0-0	.....	4-2-1-0	5-2-2-2	3-2-3-3	1-1-1-2	.....	3-1-1-1	4-2-2-1	6-0-3-1	6-2-3-1	3-0-1-0	.....
WASH	May 17	.....	1-0-0-0	1-0-0-0	1-0-0-0	.....	4-0-2-0	3-1-2-0	3-0-1-1	.....	.....	4-0-0-0	3-0-0-0	4-0-0-0	4-0-0-0	3-0-1-0	1-0-0-0
WASH	May 18	.....	.....	..Def..	4-1-2-1	.....	3-1-2-3	5-0-1-1	4-2-1-0	4-0-0-2	.....	5-1-0-0	4-1-1-1	5-4-3-2	.....	4-1-2-1	1-0-0-0
WASH	May 19	.....	.....	.....	4-1-2-1	.....	5-1-2-1	2-0-1-0	3-1-1-1	5-1-1-0	.....	5-0-3-0	4-0-2-0	5-0-3-0	1-0-0-0	5-0-1-1	1-0-0-0



# Sun Devil Baseball 2003 -- Game by Game Statistics




IP-H-R-ER-BB-SO Breakdown for Arizona State (as of May 20, 2003)  
(All games)

Opponent	Date	#48 ARGUELLO	#45 AVERILL	#55 BEATTY	#49 BORDES	#27 KARTLER	#22 LEAF	#47 LIEBECK
Hawaii-Hilo	Jan 16	.....	.....	1.0- 0- 0- 0- 1- 2	1.2- 0- 0- 0- 2- 2	.....	.....	.....
Hawaii-Hilo	Jan 17	.....	.....	0.0- 2- 0- 0- 0- 0	.....	2.0- 3- 2- 2- 2- 0*	.....	.....
Hawaii-Hilo	Jan 17	.....	.....	.....	.....	.....	6.0- 7- 2- 2- 2- 7*	.....
Hawaii-Hilo	Jan 18	.....	7.1- 1- 2- 0- 2- 7*	.....	.....	.....	.....	.....
Hawaii-Hilo	Jan 19	.....	.....	.....	.....	.....	.....	.....
Hawaii-Hilo	Jan 19	1.0- 3- 4- 4- 2- 0	.....	.....	1.0- 1- 1- 1- 1- 1	2.0- 0- 0- 0- 0- 4*	.....	.....
San Diego State	Jan 24	.....	.....	.....	0.0- 1- 2- 2- 1- 0	.....	.....	.....
San Diego State	Jan 25	.....	.....	.....	.....	.....	5.0- 5- 1- 1- 1- 2*	.....
San Diego State	Jan 26	0.2- 1- 1- 1- 0- 1	4.0- 1- 0- 0- 0- 4*	.....	0.1- 1- 0- 0- 1- 0	0.2- 4- 7- 7- 3- 1	1.0- 0- 0- 0- 0- 2	.....
Long Beach State	Jan 31	1.0- 2- 3- 1- 0- 0	.....	.....	0.1- 2- 1- 1- 0- 0	1.0- 0- 0- 0- 1- 2	.....	.....
Long Beach State	Feb 01	.....	.....	.....	.....	.....	9.0- 3- 0- 0- 1- 2*	.....
Long Beach State	Feb 02	.....	6.2- 6- 2- 0- 1- 1*	.....	.....	.....	.....	.....
BYU	Feb 06	.....	.....	.....	.....	.....	.....	.....
BYU	Feb 07	.....	.....	1.0- 0- 0- 0- 0- 1	.....	1.0- 1- 0- 0- 0- 0	4.0- 7- 6- 3- 3- 4*	.....
BYU	Feb 08	.....	2.1- 6- 4- 4- 1- 1*	.....	1.1- 0- 0- 0- 0- 3	.....	.....	.....
Gonzaga	Feb 14	.....	.....	.....	.....	.....	.....	.....
Oklahoma State	Feb 15	.....	.....	.....	2.0- 2- 1- 1- 3- 2	0.1- 0- 0- 0- 0- 0	.....	.....
Oregon State	Feb 16	1.0- 1- 0- 0- 0- 2	.....	.....	0.2- 0- 0- 0- 1- 1	1.0- 1- 0- 0- 0- 1	5.0- 6- 3- 3- 3- 1*	.....
Gonzaga	Feb 17	.....	2.0- 4- 3- 3- 2- 2*	2.0- 1- 0- 0- 0- 1	.....	.....	.....	.....
Dayton	Feb 21	.....	2.0- 0- 1- 0- 1- 1	.....	.....	.....	7.0- 5- 0- 0- 2- 6*	.....
Notre Dame	Feb 22	.....	.....	.....	2.1- 1- 0- 0- 2- 3	.....	.....	.....
Notre Dame	Feb 23	.....	.....	0.0- 0- 1- 1- 0- 0	.....	.....	.....	.....
Penn State	Feb 28	1.0- 0- 0- 0- 0- 1	5.2- 3- 0- 0- 0- 6	.....	.....	.....	2.1- 3- 0- 0- 1- 1*	.....
Penn State	Mar 01	.....	.....	1.0- 1- 0- 0- 2- 2	.....	1.0- 0- 0- 0- 1- 2	.....	.....
Penn State	Mar 02	.....	.....	.....	0.2- 2- 0- 0- 0- 2	.....	.....	.....
CS Northridge	Mar 06	.....	6.0- 7- 2- 2- 1- 5*	.....	.....	.....	.....	.....
Southern Utah	Mar 07	1.0- 0- 0- 0- 0- 2	.....	.....	.....	1.0- 0- 0- 0- 1- 1	.....	.....
Utah	Mar 08	.....	.....	.....	.....	.....	.....	.....
CS Northridge	Mar 09	.....	.....	.....	2.0- 0- 0- 0- 1- 1	0.1- 0- 0- 0- 1- 1	.....	5.0- 5- 2- 2- 1- 4*
Oklahoma	Mar 14	.....	.....	.....	1.0- 1- 0- 0- 1- 1	.....	.....	.....
Oklahoma	Mar 15	1.0- 0- 0- 0- 0- 2	.....	0.1- 0- 0- 0- 0- 0	.....	1.1- 1- 1- 1- 0- 3	.....	5.1- 9- 2- 2- 1- 4*
Oklahoma	Mar 16	2.0- 2- 0- 0- 0- 2	5.0- 3- 1- 0- 2- 3*	.....	1.0- 1- 1- 1- 0- 2	.....	.....	.....
Wichita State	Mar 18	0.1- 0- 1- 0- 1- 0	.....	.....	.....	.....	.....	.....
Wichita State	Mar 19	.....	.....	1.0- 3- 4- 4- 2- 2*	1.0- 1- 2- 2- 1- 0	2.0- 1- 0- 0- 0- 4	.....	.....
Stanford	Mar 22	.....	4.0- 7- 2- 2- 0- 5*	.....	.....	0.1- 0- 0- 0- 0- 0	.....	.....
Stanford	Mar 23	.....	.....	.....	1.0- 0- 0- 0- 0- 0	.....	1.0- 4- 3- 3- 0- 0*	.....
Stanford	Mar 24	1.2- 0- 0- 0- 0- 1	.....	.....	0.1- 1- 0- 0- 1- 0	.....	.....	.....
USC	Mar 28	2.1- 1- 0- 0- 3- 2	.....	.....	0.1- 0- 0- 0- 0- 0	0.2- 0- 0- 0- 0- 1	.....	.....
USC	Mar 29	.....	6.0- 7- 5- 5- 0- 3*	.....	.....	0.1- 1- 0- 0- 0- 0	.....	.....
USC	Mar 30	1.0- 3- 1- 1- 0- 0	.....	.....	0.1- 2- 1- 1- 1- 0	0.0- 0- 0- 0- 1- 0	.....	.....
New Mexico	Apr 02	.....	.....	.....	0.2- 1- 1- 1- 2- 2	.....	.....	.....
Grand Canyon	Apr 07	0.1- 0- 0- 0- 0- 1	1.0- 0- 0- 0- 0- 1	.....	.....	0.1- 1- 1- 1- 0- 0	0.2- 0- 0- 0- 0- 0	1.0- 1- 0- 0- 0- 1
California	Apr 11	.....	7.0-10- 2- 2- 3- 0*	.....	.....	.....	.....	.....
California	Apr 13	.....	.....	.....	.....	.....	.....	.....
California	Apr 13	0.0- 0- 1- 1- 1- 0	.....	.....	1.0- 1- 0- 0- 2- 0	.....	6.0- 4- 0- 0- 1- 4*	.....
UCLA	Apr 17	.....	2.2- 6- 5- 5- 0- 1*	.....	0.2- 0- 0- 0- 0- 1	.....	.....	.....
UCLA	Apr 18	1.0- 1- 1- 1- 1- 1	.....	.....	1.0- 0- 1- 1- 0- 0	.....	3.1- 3- 1- 1- 0- 6	.....
UCLA	Apr 19	.....	.....	.....	.....	1.0- 0- 0- 0- 1- 1	.....	.....
Washington State	Apr 25	.....	.....	.....	.....	.....	.....	.....
Washington State	Apr 26	0.2- 0- 0- 0- 0- 2	.....	.....	0.1- 0- 0- 0- 2- 0	.....	7.0- 3- 1- 1- 3- 5*	.....
Washington State	Apr 27	.....	1.0- 0- 0- 0- 1- 0	.....	1.0- 1- 0- 0- 1- 2	1.0- 0- 0- 0- 0- 1	.....	.....
Oklahoma	Apr 30	0.1- 3- 2- 2- 0- 1	3.0- 4- 2- 2- 2- 2*	.....	.....	2.0- 1- 0- 0- 0- 2	.....	.....
UC Irvine	May 06	.....	.....	.....	.....	0.2- 2- 0- 0- 0- 0	2.0- 1- 0- 0- 1- 1	.....
Oregon State	May 12	.....	.....	.....	.....	2.0- 2- 0- 0- 1- 2	.....	.....
Oregon State	May 13	0.1- 0- 1- 1- 1- 0	.....	.....	.....	.....	.....	.....
Oregon State	May 14	2.1- 1- 1- 0- 1- 1	.....	.....	1.0- 3- 2- 0- 0- 1	0.0- 0- 0- 0- 0- 0	2.0- 5- 3- 3- 0- 0*	.....
Washington	May 17	.....	5.0- 5- 5- 5- 1- 4*	.....	.....	.....	2.0- 0- 0- 0- 2- 1	.....
Washington	May 18	.....	.....	.....	2.0- 0- 0- 0- 3- 1	.....	.....	.....
Washington	May 19	0.2- 0- 0- 0- 0- 1	.....	.....	.....	.....	1.0- 1- 1- 1- 0- 1	.....





# Sun Devil Baseball 2003 -- Game by Game Statistics



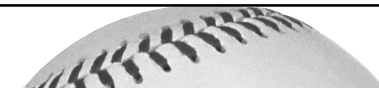
IP-H-R-ER-BB-SO Breakdown for Arizona State (as of May 20, 2003)  
(All games)

Opponent	Date	#3 LOPEZ, J	#15 MCCLELLAN	#38 PERRAULT	#12 SCHROYER	#41 SOPKO	#40 THURMOND	#26 VAUGHAN
Hawaii-Hilo	Jan 16	1.0- 2- 0- 0- 0- 2	2.0- 0- 0- 0- 1- 0	.....	.....	2.1- 2- 0- 0- 2- 4*	.....	1.0- 0- 0- 0- 0- 3
Hawaii-Hilo	Jan 17	.....	.....	2.1- 1- 0- 0- 1- 4	.....	.....	.....	4.2- 3- 3- 3- 1- 9
Hawaii-Hilo	Jan 17	1.0- 0- 0- 0- 0- 0	.....	.....	.....	.....	.....	.....
Hawaii-Hilo	Jan 18	.....	.....	.....	.....	.....	.....	.....
Hawaii-Hilo	Jan 19	.....	.....	.....	.....	3.0- 1- 0- 0- 0- 2*	2.0- 1- 0- 0- 1- 2	.....
Hawaii-Hilo	Jan 19	.....	2.0- 1- 0- 0- 2- 3	.....	1.0- 0- 0- 0- 0- 2	.....	.....	.....
San Diego State	Jan 24	.....	3.1- 5- 1- 1- 1- 5	.....	1.0- 1- 0- 0- 0- 2	4.2- 6- 2- 2- 1- 4*	.....	.....
San Diego State	Jan 25	.....	.....	.....	0.2- 1- 0- 0- 0- 1	.....	.....	3.1- 3- 2- 2- 1- 3
San Diego State	Jan 26	1.1- 2- 1- 1- 0- 2	.....	.....	.....	.....	1.0- 0- 0- 0- 0- 2	.....
Long Beach State	Jan 31	.....	1.0- 2- 3- 3- 2- 1	.....	.....	3.0- 5- 0- 0- 0- 2*	.....	1.2- 3- 4- 4- 1- 1
Long Beach State	Feb 01	.....	.....	.....	.....	.....	.....	.....
Long Beach State	Feb 02	.....	.....	.....	1.0- 1- 0- 0- 0- 1	.....	.....	1.1- 0- 0- 0- 0- 0
BYU	Feb 06	1.0- 1- 0- 0- 0- 1	1.0- 1- 2- 2- 3- 2	.....	0.1- 0- 0- 0- 0- 0	4.0- 4- 1- 1- 1- 2*	.....	2.2- 3- 2- 0- 2- 1
BYU	Feb 07	.....	1.0- 1- 0- 0- 2- 2	.....	.....	.....	2.0- 0- 0- 0- 0- 1	.....
BYU	Feb 08	1.2- 2- 0- 0- 1- 0	.....	.....	2.0- 1- 0- 0- 1- 3	.....	.....	1.2- 1- 0- 0- 0- 2
Gonzaga	Feb 14	.....	.....	.....	.....	7.0- 3- 0- 0- 0- 5	2.0- 5- 4- 2- 0- 1*	.....
Oklahoma State	Feb 15	0.2- 1- 1- 1- 1- 0	.....	.....	1.0- 1- 0- 0- 0- 0	.....	.....	5.0- 5- 1- 1- 2- 8*
Oregon State	Feb 16	0.1- 0- 0- 0- 0- 0	1.0- 1- 1- 1- 0- 0	.....	.....	.....	.....	.....
Gonzaga	Feb 17	.....	2.0- 4- 2- 2- 3- 1	.....	.....	.....	3.0- 4- 0- 0- 0- 2	.....
Dayton	Feb 21	.....	.....	.....	.....	.....	.....	.....
Notre Dame	Feb 22	.....	.....	.....	1.0- 1- 0- 0- 0- 3	.....	.....	5.2- 4- 3- 1- 4- 6*
Notre Dame	Feb 23	1.0- 2- 2- 2- 0- 0	.....	.....	3.0- 3- 0- 0- 0- 2	0.0- 4- 4- 4- 0- 0	5.0- 4- 1- 1- 0- 4*	.....
Penn State	Feb 28	.....	.....	.....	.....	.....	.....	.....
Penn State	Mar 01	1.0- 1- 0- 0- 0- 0	5.0- 6- 1- 1- 2- 5*	.....	.....	1.0- 0- 0- 0- 0- 2	.....	.....
Penn State	Mar 02	.....	.....	.....	1.1- 1- 0- 0- 0- 3	.....	5.0- 3- 2- 1- 1- 3*	2.0- 5- 5- 5- 1- 0
CS Northridge	Mar 06	2.0- 1- 0- 0- 0- 1	1.0- 0- 0- 0- 0- 3	.....	.....	.....	.....	.....
Southern Utah	Mar 07	.....	.....	.....	.....	5.0- 5- 0- 0- 1- 4*	.....	.....
Utah	Mar 08	.....	.....	.....	1.0- 0- 0- 0- 0- 3	.....	3.2- 6- 4- 4- 2- 8*	4.1- 1- 0- 0- 0- 5
CS Northridge	Mar 09	0.2- 2- 0- 0- 0- 0	1.0- 1- 0- 0- 1- 1	.....	.....	.....	.....	.....
Oklahoma	Mar 14	.....	0.0- 0- 0- 0- 2- 0	.....	0.2- 0- 0- 0- 0- 0	0.2- 1- 1- 1- 0- 0	5.1- 6- 3- 3- 0- 6*	1.1- 1- 2- 0- 1- 3
Oklahoma	Mar 15	.....	.....	.....	.....	1.0- 1- 0- 0- 0- 1	.....	.....
Oklahoma	Mar 16	.....	.....	.....	.....	.....	.....	1.0- 1- 0- 0- 0- 1
Wichita State	Mar 18	.....	3.0- 3- 0- 0- 3- 4*	.....	1.0- 1- 1- 0- 2- 0	0.2- 1- 0- 0- 0- 2	.....	4.0- 3- 0- 0- 0- 7
Wichita State	Mar 19	.....	.....	.....	.....	5.0- 3- 0- 0- 1- 2	.....	.....
Stanford	Mar 22	.....	.....	.....	3.0- 1- 0- 0- 0- 2	.....	.....	3.2- 5- 4- 4- 2- 7
Stanford	Mar 23	.....	4.0- 4- 3- 3- 1- 3	1.0- 0- 0- 0- 0- 1	1.0- 2- 1- 1- 0- 0	2.0- 3- 2- 2- 1- 3	.....	.....
Stanford	Mar 24	.....	.....	.....	.....	0.0- 2- 2- 2- 0- 0	6.2- 9- 2- 2- 0- 5*	.....
USC	Mar 28	.....	.....	1.0- 0- 0- 0- 1- 2	.....	.....	.....	4.2- 8- 4- 4- 1- 3*
USC	Mar 29	.....	.....	.....	2.1- 3- 1- 1- 2- 0	.....	.....	.....
USC	Mar 30	.....	.....	.....	1.2- 3- 1- 1- 0- 0	.....	4.2- 3- 1- 1- 3- 0*	.....
New Mexico	Apr 02	.....	1.1- 1- 1- 1- 1- 0	.....	.....	0.1- 2- 1- 1- 0- 0	.....	3.2- 6- 8- 5- 1- 3*
Grand Canyon	Apr 07	.....	5.0- 1- 1- 1- 0- 7*	.....	0.1- 0- 0- 0- 0- 1	.....	.....	.....
California	Apr 11	.....	.....	.....	.....	2.0- 1- 1- 0- 3- 2	.....	.....
California	Apr 13	.....	.....	.....	.....	.....	3.0- 2- 0- 0- 5- 3*	6.0- 3- 0- 0- 2- 3
California	Apr 13	.....	.....	.....	2.0- 5- 0- 0- 1- 2	.....	.....	.....
UCLA	Apr 17	.....	.....	.....	0.1- 0- 0- 0- 1- 0	.....	.....	5.1- 5- 4- 4- 1- 10
UCLA	Apr 18	.....	3.0- 6- 4- 3- 2- 4*	.....	4.2- 3- 1- 1- 2- 5	.....	.....	.....
UCLA	Apr 19	.....	.....	.....	.....	1.0- 0- 0- 0- 0- 0	7.0- 5- 1- 1- 2- 7*	.....
Washington State	Apr 25	2.0- 3- 0- 0- 0- 0	1.0- 0- 0- 0- 0- 1	.....	.....	.....	.....	6.0- 3- 0- 0- 2- 8*
Washington State	Apr 26	.....	.....	.....	2.0- 2- 2- 2- 3- 3	.....	.....	.....
Washington State	Apr 27	.....	1.0- 1- 0- 0- 0- 0	.....	.....	1.0- 0- 0- 0- 0- 0	4.0- 1- 0- 0- 2- 4*	.....
Oklahoma	Apr 30	.....	0.2- 2- 0- 0- 0- 0	.....	.....	.....	.....	3.0- 1- 0- 0- 1- 5
UC Irvine	May 06	.....	1.1- 0- 1- 1- 1- 2	.....	2.0- 0- 0- 0- 2- 4	.....	3.0- 3- 0- 0- 1- 1*	.....
Oregon State	May 12	.....	3.2- 2- 0- 0- 3- 2	.....	.....	.....	3.1- 7- 4- 3- 1- 1*	.....
Oregon State	May 13	.....	.....	.....	.....	2.2- 1- 0- 0- 0- 2	.....	5.0- 5- 5- 5- 4- 5*
Oregon State	May 14	.....	.....	.....	3.2- 3- 1- 1- 1- 4	.....	.....	.....
Washington	May 17	0.2- 1- 0- 0- 1- 0	.....	.....	.....	0.1- 0- 0- 0- 0- 1	.....	.....
Washington	May 18	.....	5.0- 3- 1- 1- 0- 1	.....	.....	.....	2.0- 4- 2- 2- 1- 0*	.....
Washington	May 19	.....	.....	.....	2.0- 1- 0- 0- 3- 2	0.1- 0- 0- 0- 0- 0	.....	4.0- 7- 5- 5- 2- 2*





# Sun Devil Baseball 2003 -- Career/Season Statistics



Player	SEASON														CAREER													
	AVG	GP-GS	AB	R	H	2B	3B	HR	RBI	BB	HBP	SO	SB-ATT	AVG	GP-GS	AB	R	H	2B	3B	HR	RBI	BB	HBP	SO	SB-ATT		
2 Dustin Pedroia...	.424	59-59	255	69	108	32	2	4	48	32	6	13	2-6		.387	117-117	491	120	190	45	4	5	93	56	11	32	7-15	
32 Frank Mesa.....	.378	47-32	127	36	48	6	1	1	22	22	2	15	2-3		.378	47-32	127	36	48	6	1	1	22	22	2	15	2-3	
30 Mike Guerrero....	.375	42-13	88	21	33	12	2	2	26	7	2	16	0-0		.375	42-13	88	21	33	12	2	2	26	7	2	16	0-0	
14 Andre Ethier.....	.362	59-58	224	62	81	11	2	6	54	44	9	26	4-7		.362	107-106	406	100	147	25	5	10	104	76	12	46	5-11	
11 Jeff Larish.....	.358	56-55	201	71	72	14	2	15	83	69	4	37	3-4		.347	90-88	329	102	114	18	5	18	107	98	4	56	3-5	
8 Jeremy West.....	.358	54-46	165	52	59	6	0	16	57	39	12	29	2-4		.343	159-137	513	141	176	32	8	35	162	89	26	83	4-7	
9 Steve Garraabrants	.351	56-52	188	52	66	16	3	7	53	23	4	32	23-28		.334	155-136	530	138	177	36	15	9	109	79	14	100	55-75	
20 Nick Walsh.....	.351	47-18	94	27	33	6	1	0	19	16	5	9	2-4		.285	132-53	249	72	71	11	1	1	43	67	17	30	8-14	
4 Travis Buck.....	.349	58-57	209	54	73	13	3	4	43	29	10	26	10-12		.349	58-57	209	54	73	13	3	4	43	29	10	26	10-12	
39 Tuffy Gosewisch..	.336	50-36	116	36	39	8	0	2	33	19	7	18	2-2		.284	80-48	155	42	44	8	0	2	35	23	7	30	2-2	
5 Dennis Wyrick....	.336	49-27	140	30	47	5	2	1	24	10	7	24	5-6		.335	179-148	546	114	183	19	4	1	90	57	15	96	16-21	
19 Joel Bocchi.....	.325	39-22	83	17	27	7	0	2	21	10	4	23	1-1		.297	56-30	111	20	33	8	1	2	24	16	5	28	1-1	
10 Rod Allen.....	.305	46-28	118	31	36	4	1	6	41	12	4	14	3-5		.323	153-123	507	118	164	33	4	18	144	43	22	70	23-32	
31 Ryan Bosch.....	.204	52-27	108	25	22	2	0	4	23	13	1	35	4-6		.204	52-27	108	25	22	2	0	4	23	13	1	35	4-6	
-----																												
12 Ryan Schroyer....	1.000	1-0	1	1	1	0	0	0	0	0	0	0	0-0		1.000	64-11	1	1	1	0	0	0	0	0	0	0	0-0	
16 Nick Cadena.....	.429	5-0	7	2	3	1	0	0	1	2	0	1	0-0		.253	43-19	99	16	25	3	0	6	29	8	1	24	1-1	
27 Bryce Kartler....	.059	18-2	17	5	1	0	0	0	0	9	0	8	1-1		.205	101-19	39	9	8	3	0	0	9	18	3	14	1-1	
60 Garrett Schoenber	.000	4-0	3	0	0	0	0	0	0	0	0	2	0-0		.143	8-0	7	0	1	0	0	0	0	0	0	3	0-0	
59 Aaron Klusman....	.000	2-0	1	0	0	0	0	0	0	0	1	1	0-0		.000	42-0	1	0	0	0	0	0	0	0	1	1	0-0	
40 Ben Thurmond....	.000	1-0	1	0	0	0	0	0	0	0	0	0	0-0		.000	17-13	1	0	0	0	0	0	0	0	0	0	0-0	
26 Beau Vaughan.....	.000	1-0	0	0	0	0	0	0	0	1	0	0	0-0		.000	24-7	0	0	0	0	0	0	0	1	0	0	0-0	
48 Carlos Arguello..	.000	2-0	0	0	0	0	0	0	0	0	0	0	0-0		.000	36-3	0	0	0	0	0	0	0	0	0	0	0-0	
Totals.....	.349	59-59	2146	592	749	143	19	70	548	357	78	329	64-89															
Opponents.....	.252	59-59	1973	231	497	83	16	39	218	206	53	469	43-66															

(All games Sorted by Earned run avg)

Player	ERA	W-L	APP	GS	CG	SHO/CBO	SV	IP	H	R	ER	BB	SO	ERA	W-L	APP	GS	CG	SHO/CBO	SV	IP	H	R	ER	BB	SO	
12 Ryan Schroyer....	1.49	5-2	26	0	0	0/0	7	42.1	35	8	7	19	47	3.15	11-5	64	11	0	0/2	15	131.1	113	49	46	76	151	
41 Mark Sopko.....	2.49	3-2	22	6	0	0/4	0	47.0	45	14	13	10	38	3.78	5-4	47	6	0	0/4	1	81.0	78	39	34	27	64	
47 Jered Liebeck....	2.68	7-0	18	13	1	1/1	0	74.0	72	25	22	22	50	4.00	12-4	49	28	1	1/1	1	157.2	175	81	70	51	110	
40 Ben Thurmond....	2.87	6-0	17	13	0	0/3	0	62.2	63	24	20	19	50	2.87	6-0	17	13	0	0/3	0	62.2	63	24	20	19	50	
49 Brett Bordes....	3.33	1-1	24	0	0	0/2	0	24.1	21	11	9	24	24	3.33	1-1	24	0	0	0/2	0	24.1	21	11	9	24	24	
15 Robbie McClellan.	3.52	7-0	24	4	0	0/3	0	53.2	48	22	21	32	52	4.30	14-6	45	18	2	1/3	1	150.2	142	81	72	83	143	
45 Erik Averill.....	3.82	7-1	17	13	0	0/2	0	70.2	70	36	30	17	46	3.82	7-1	17	13	0	0/2	0	70.2	70	36	30	17	46	
26 Beau Vaughan.....	4.78	8-5	23	7	0	0/3	0	81.0	76	52	43	29	95	4.78	8-5	23	7	0	0/3	0	81.0	76	52	43	29	95	
-----																											
38 Josh Perrault....	0.00	0-0	2	0	0	0/0	0	2.0	0	0	0	1	3	5.84	0-0	11	2	0	0/1	0	12.1	20	9	8	4	11	
31 Ryan Bosch.....	0.00	0-0	2	0	0	0/0	0	1.0	4	1	0	1	1	0.00	0-0	2	0	0	0/0	0	1.0	4	1	0	1	1	
3 Javy Lopez.....	2.51	1-0	13	0	0	0/2	0	14.1	18	4	4	3	6	2.51	1-0	13	0	0	0/2	0	14.1	18	4	4	3	6	
22 Matt Leaf.....	2.70	0-0	6	1	0	0/1	0	6.2	5	2	2	3	4	2.70	0-0	6	1	0	0/1	0	6.2	5	2	2	3	4	
48 Carlos Arguello..	5.49	2-0	20	0	0	0/2	0	19.2	18	16	12	10	20	3.15	7-1	34	3	1	0/2	0	60.0	56	26	21	19	50	
27 Bryce Kartler....	5.50	0-0	22	1	0	0/1	0	18.0	15	11	11	11	25	5.69	4-5	72	14	0	0/1	5	136.0	139	102	86	83	141	
55 Chris Beatty.....	7.11	0-1	8	1	0	0/1	0	6.1	7	5	5	5	8	7.11	0-1	8	1	0	0/1	0	6.1	7	5	5	5	8	
-----																											
Totals.....	3.40	47-12	59	59	1	8/7	7	523.2	497	231	198	206	469														
Opponents.....	8.86	12-47	59	59	2	0/0	6	499.2	749	592	492	357	329														



# Sun Devil Baseball 2003

## Position Players 2003 Single Game and Career Highs

### #2 Dustin Pedroia, SS (Woodland, Calif.)

Category	2003 Best	Career Best (last)
At Bats	7 (UCLA; 4/18)	Same
Runs	4 (WASH; 5/18)	Same
Hits	4 - 3x (UCLA; 4/19)	4 - 5x (UCLA; 4/19/03)
RBI	3 - 2x (OKLA; 4/30)	Same
BB	3 (WST; 3/18)	Same
SB	1 (UHH; 1/17)	1 - 6x (UHH; 1/17/03)
2B	3 (CSUN; 3/6)	Same
HR	1 - 4x 4 (WASH; 5/18)	1 - 5x 4 (WASH; 5/18/03)
Hit Streak	17	22 games

### #4 Travis Buck, OF (Richland, Wash.)

Category	2003 Best	Career Best (last)
At Bats	7 (BYU; 2/7)	Same
Runs	3 - 2x (SUU; 2/7)	Same
Hits	5 (SUU; 2/7)	Same
RBI	7 (SUU; 2/7)	Same
BB	2 (SDSU; 1/25)	Same
SB	2 - 2x (SUU; 2/7)	Same
2B	2 (SDSU; 1/24)	None
HR	1 - 4x (OSU; 5/12)	Same
Hit Streak	7 games	Same

### #5 Dennis Wyrick, 3B (Azusa, Calif.)

Category	2003 Best	Career Best (last)
At Bats	7 (UCLA; 4/18)	Same
Runs	2 - 2x (OKLA; 3/15)	3 - 2x (LMU; 3/1/02)
Hits	3 - 4x (USC; 3/28)	4 (UCLA; 4/20/00)
RBI	3 (USC; 3/28)	3 - 4x (USC; 3/28/03)
BB	2 - 2x (WST; 3/18)	3 (Cal; 3/25/00)
SB	2 (WSU; 3/18)	Same
2B	1 - 5x (STAN; 3/23)	2 (ARIZ; 3/23/02)
HR	1 (UHH; 1/17)	Same
Hit Streak	7 games	9 games

### #8 Jeremy West, DH/C (Las Vegas, Nev.)

Category	2003 Best	Career Best (last)
At Bats	7 (WSU; 4/27)	Same
Runs	4 (ND; 2/22)	4 - 4x (ND; 2/22/03)
Hits	5 (WSU; 4/27)	Same
RBI	9 (WSU; 4/27)	Same
BB	4 (OKLA; 3/15)	Same
SB	1 - 2x (ND; 2/22)	2 (SUU; 2/1/01)
2B	1 - 6x (OSU; 5/12)	2 - 2x (PORT; 5/14/02)
HR	2 - 3x (UCI; 5/6)	2 - 3x (UCI; 5/6/03)
Hit Streak	15 games (current)	15 games

### #9 Steve Garrabrants, 2B (Phoenix, Ariz.)

Category	2003 Best	Career Best (last)
At Bats	6 - 2x (GU; 2/17)	6 - 5x (GU; 2/17/03)
Runs	3 - 2x (SDSU; 1/26)	4 (USC; 5/19/02)
Hits	3 - 3x (WSU; 4/25)	3 - 10x (WSU; 4/25/03)
RBI	6 (GU; 2/17)	Same
BB	2 (ND; 2/22)	4 (Tennessee; 5/1/01)
SB	2 - 3x (OKLA; 4/30)	2 - 9x (OKLA; 4/30)
2B	2 (UTAH; 3/8)	2 - 4x (UTAH; 3/8/03)
HR	1 - 7x (UCI; 5/6)	1 - 9x (UCI; 5/9/03)
Hit Streak	6 games	11 games

### #10 Rod Allen, OF (Phoenix, Ariz.)

Category	2003 Best	Career Best (last)
At Bats	5 - 5x (STAN; 3/23)	5 - 26x (OKLA; 3/15/03)
Runs	2 - 3x (SUU; 2/7)	4 (NMSU; 4/17/01)
Hits	3 (OKLA; 3/15)	4 (NMSU; 4/17/01)
RBI	5 (UHH; 1/19)	5 - 3x (UHH; 1/19/03)
BB	3 (USC; 3/28)	Same
SB	1	2 - 2X (SJU; 3/9/02)
2B	1 - 4x (UCI; 5/6)	2 (Duke; 2/10/01)
HR	1 - 6x (OKLA; 4/30)	1 - 18x (OKLA; 4/30/03)
Hit Streak	4 games	17 games

### #11 Jeff Larish, INF (Tempe, Ariz.)

Category	2003 Best	Career Best (last)
At Bats	5 - 6x 4 (WASH; 5/18)	6 - 4x (USD; 6/1/02)
Runs	3 - 2x (BYU; 2/7)	4 (PORT; 5/15/02)
Hits	3 - 5x (WASH; 5/19)	4 - 2x (UCLA; 4/12/02)
RBI	9 (SDSU; 1/26)	Same
BB	4 (WSU; 4/27)	Same
SB	1 - 2x (PSU; 3/1)	1 - 2x (PSU; 3/1/03)
2B	2 - 2x (ND; 2/23)	Same
HR	2 (SDSU; 1/26)	Same
Hit Streak	17 games	17 games

### #14 Andre Ethier, OF (Phoenix, Ariz.)

Category	2003 Best	Career Best (last)
At Bats	6 - 2x (WSU; 4/27)	6 - 3x (WSU; 4/27/03)
Runs	5 (SDSU; 1/26)	5 - 2x (SDSU; 1/26/03)
Hits	4 - 2x (UCLA; 4/17)	4 - 3x (UCLA; 4/17)
RBI	4 (WSU; 4/27)	5 - 2x (WSU; 4/7/02)
BB	3 (SDSU; 1/26)	4 (USD; 6/1/02)
SB	1 - 2x	1 - 3x (LBSU; 2/2/03)
2B	1 - 9x (CAL; 4/11)	1 - 21x (CAL; 4/11/03)
HR	1 - 5x (WSU; 4/27)	2 (WSU; 4/7/02)
Hit Streak	14 games (current)	14 games (current)

### #16 Nick Cadena, OF/1B/C (Glendale, Ariz.)

Category	2003 Best	Career Best (last)
At Bats	3 (UHH; 1/19)	6 (WSU; 4/7/02)
Runs	1 - 2x	3 - 2x (USC; 5/19/02)
Hits	2 (UHH; 1/19)	3 - 3x (OSU; 5/24/02)
RBI	1 - 1x	5 (USC; 5/19/02)
BB	1 - 2x	1 - 6x (UH; 6/2/02)
SB	None	1 (USD; 6/1/02)
2B	1 (UHH; 1/19)	1 - 3x (UHH; 1/19/03)
HR	None	2 - 2x (USC; 5/19/02)
Hit Streak	2 games	4 games

### #19 Joel Bocchi, C (Phoenix, Ariz.)

Category	2003 Best	Career Best (last)
At Bats	5 (UHH; 1/17)	Same
Runs	1 - 10x	1 - 13x (PSU; 2/28/03)
Hits	4 (UHH; 1/17)	Same
RBI	3 - 3x (BYU; 2/8)	Same
BB	1 - 2x	1 - 3x (SDSU; 1/26/03)
SB	1 (UHH; 1/17)	Same
2B	1 - 3x (BYU; 2/7)	1 - 4x (BYU; 2/7/03)
HR	1 - 2x (BYU; 2/8)	Same
Hit Streak	4 games	3 games



# Sun Devil Baseball 2003

## Hitters/Pitchers Single-Game Career and 2003 Highs

### #17 Ryan McKenna, OF (Elgin, Ill.)

Category	2003 Best	Career Best (last)
At Bats	Redshirt Year	6 (Tenn; 5/2/01)
Runs	Redshirt Year	3 (UCLA; 4/14/02)
Hits	Redshirt Year	2 - 7x (STAN; 5/11/02)
RBI	Redshirt Year	3 (WSU; 4/6/02)
BB	Redshirt Year	2 - 2x (Nevada; 5/16/01)
SB	Redshirt Year	1 - 3x (OKST; 3/10/02)
2B	Redshirt Year	1 - 4x (WSU; 4/6)
HR	Redshirt Year	1 (UNLV; 4/1/02)
Hit Streak	Redshirt Year	4 games

### #20 Nick Walsh, 2B/OF (Alamo, Calif.)

Category	2003 Best	Career Best (last)
At Bats	6 - 2x (OSU; 5/14)	Same
Runs	5 (WSU; 4/27)	Same
Hits	6 (WSU; 4/27)	Same
RBI	7 (WSU; 4/27)	Same
BB	3 - 2x (UCLA; 4/18)	4 (UCLA; 5/19/01)
SB	1 (BYU; 2/7)	1 - 7x (BYU; 2/7/03)
2B	3 (WSU; 4/27)	Same
HR	None	1 (WSU; 4/13/01)
Hit Streak	8 games	8 games

### #27 Bryce Kartler, OF/DH (Phoenix, Ariz.)

Category	2003 Best	Career Best (last)
At Bats	2 (USC; 3/30)	4 (USC; 5/19/02)
Runs	1 - 3x (USC; 3/30)	1 - 5x (USC; 3/30/03)
Hits	1 (USC; 3/30)	2 - 2x (USC; 5/17/02)
RBI	None	2 - 2x (USC; 5/17/02)
BB	2 (UHH; 1/19)	2 - 2x (UHH; 1/19/03)
SB	None	None
2B	None	2 (USC; 5/17/02)
HR	None	None

### #30 Mike Guerrero, 1B/DH (Mesa, Ariz.)

Category	2003 Best	Career Best (last)
At Bats	7 (UCLA; 4/18)	Same
Runs	3 (UHH; 1/19)	Same
Hits	4 (UHH; 1/19)	Same
RBI	3 (UHH; 1/19)	Same
BB	1 - 3x (GU; 2/17)	Same
SB	None	None
2B	3 (OKLA; 3/15)	Same
HR	1 - 2x (USC; 3/30)	Same
Hit Streak	4 games	Same

### #31 Ryan Bosch, OF (Livermore, Calif.)

Category	2003 Best	Career Best (last)
At Bats	6 (USC; 3/28)	Same
Runs	2 - 3x (CAL; 4/11)	Same
Hits	2 - 4x (CAL; 4/11)	Same
RBI	4 (UHH; 1/18)	Same
BB	2 (OKLA; 3/15)	Same
SB	1 - 4x (CAL; 4/11)	Same
2B	1 - 2x (PSU; 2/28)	Same
HR	1 - 4x (WSU; 4/25)	Same
Hit Streak	3 games	Same

### #32 Frank Mesa, UTL (Yuma, Ariz.)

Category	2003 Best	Career Best (last)
At Bats	6 - 2x (BYU; 2/7)	Same
Runs	3 - 2x (SUU; 2/7)	Same
Hits	4 (BYU; 2/7)	Same
RBI	3 - 3x (WSU; 4/25)	Same
BB	3 (GU; 2/17)	Same
SB	1 (SUU; 2/7)	Same
2B	1 - 6x (UCLA; 4/18)	Same
HR	1 (BYU; 2/7)	Same
Hit Streak	5 games	Same

### #39 Tuffy Gosewisch, C (Scottsdale, Ariz.)

Category	2003 Best	Career Best (last)
At Bats	5 - 2x (USC; 3/29)	Same
Runs	2 - 3x (OSU; 5/14)	Same
Hits	3 - 2x (OSU; 5/14)	Same
RBI	3 - 3x (OSU; 5/14)	Same
BB	2 - 2x (OSU; 5/14)	2 - 3x (OSU; 5/14/03)
SB	1 - 2x (OKLA; 4/30)	Same
2B	2 (OSU; 5/14)	Same
HR	1 - 2x (OSU; 5/14)	Same
Hit Streak	6 games (current)	6 games

### #3 Javy Lopez, RHP (El Paso, Texas)

Category	2003 Best	Career Best (last)
Innings	2.0 - 2x (WSU; 4/25)	Same
Runs Allowed	2 (ND; 2/23)	Same
ER Allowed	2 (ND; 2/23)	Same
K's	2 - 2x (SDSU; 1/26)	Same
BB	None	None
Hits Allowed	3 (WSU; 4/25)	Same
WP	None	None
HBP	1 (PSU; 3/1)	Same

### #12 Ryan Schroyer, RHP (Casa Grande, Ariz.)

Category	2003 Best	Career Best (last)
Innings	4.2 (UCLA; 4/18)	6.2 (SUU; 2/1/02)
Runs Allowed	2 (WSU; 4/26)	6 (USC; 4/6/01)
ER Allowed	2 (WSU; 4/26)	6 (USC; 4/6/01)
K's	5 (UCLA; 4/18)	11 (SUU; 2/1/02)
BB	3 - 2x (WASH; 5/19)	5 (ORU; 4/19/01)
Hits Allowed	5 (Cal; 4/13)	8 (FSU; 2/15/02)
WP	2 (SDSU; 1/24)	Same
HBP	1 (USC; 3/30)	2 (CSF; 2/23/02)

### #15 Robbie McClellan, RHP (Liberal, Kan.)

Category	2003 Best	Career Best (last)
Innings	5.0 - 3x 4 (WASH; 5/18)	9.0 (LMU; 3/2/02)
Runs Allowed	4 (UCLA; 4/18)	6 - 2x (UND; 4/26/02)
ER Allowed	3 - 3x (UCLA; 4/18)	6 (OSU; 5/25/02)
K's	7 (GCU; 4/7)	10 (UNLV; 3/8/02)
BB	3 - 2x (WST; 3/18)	8 (LMU; 3/2/02)
Hits Allowed	6 - 2x (UCLA; 4/18)	9 (WSU; 4/7/02)
WP	2 4 (WASH; 5/18)	2 - 4x 4 (WASH; 5/18/03)
HBP	1 - 2x (STAN; 3/23)	1 - 8x (STAN; 3/23/03)



# Sun Devil Baseball 2003

## Pitchers Single-Game Career and 2003 Highs

### #22 Matt Leaf, RHP (Peoria, Ariz.)

Category	2003 Best	Career Best (last)
Innings	2.0 (UHH; 1/17)	Same
Runs Allowed	2 (UHH; 1/17)	Same
ER Allowed	2 (UHH; 1/17)	Same
K's	2 (SDSU; 1/26)	Same
BB	2 (UHH; 1/17)	Same
Hits Allowed	3 (UHH; 1/17)	Same
WP	None	None
HBP	None	None

### #26 Beau Vaughan, RHP (Glendale, Ariz.)

Category	2003 Best	Career Best (last)
Innings	6.0 - 2x (WSU; 4/25)	Same
Runs Allowed	8 (UNM; 4/2)	Same
ER Allowed	5 - 4x (WASH; 5/19)	Same
K's	10 (UCLA; 4/17)	Same
BB	4 - 2x (OSU; 5/13)	Same
Hits Allowed	8 (USC; 3/28)	Same
WP	1 - 2x (OSU; 5/13)	None
HBP	2 (BYU; 2/8)	Same

### #27 Bryce Kartler, LHP (Phoenix, Ariz.)

Category	2003 Best	Career Best (last)
Innings	2.0 - 2x (WST; 3/19)	6.2 (TENN; 2/10/02)
Runs Allowed	7 (SDSU; 1/26)	8 (ARIZ; 3/24/02)
ER Allowed	7 (SDSU; 1/26)	7 (ARIZ; 3/24/02)
K's	4 - 2x (WST; 3/19)	9 - 2x (TENN; 2/10/02)
BB	3 (SDSU; 1/26)	6 (TENN; 2/10/02)
Hits Allowed	4 (SDSU; 1/26)	10 (OKLA; 3/17/02)
WP	1 (OSU; 2/16)	3 - 2x (ARIZ; 3/24/02)
HBP	1 (UHH; 1/19)	4 (FSU; 2/17/02)

### #38 Josh Perrault, RHP (Mesa, Ariz.)

Category	2003 Best	Career Best (last)
Innings	1.0 - 2x (USC; 3/28)	2.0 - 2x (PORT; 5/15)
Runs Allowed	None	3 (PORT; 5/15)
ER Allowed	None	3 (PORT; 5/15)
K's	2 (USC; 3/28)	3 - 2x (PORT; 5/15)
BB	1 (USC; 3/28)	1 - 2x (PORT; 5/15)
Hits Allowed	None	5 (PORT; 5/15)
WP	None	1 - 2x (PORT; 5/15)
HBP	1 (STAN; 3/23)	1 (FSU; 2/17)

### #40 Ben Thurmond, RHP (Hopkins, S.C.)

Category	2003 Best	Career Best (last)
Innings	7.0 (UCLA; 4/19)	11.0 (UNCA; 4/9/00)
Runs Allowed	4 - 2x (UTAH; 3/8)	8 (GT; 3/10/02)
ER Allowed	4 (UTAH; 3/8)	7 (HP; 5/6/01)
K's	8 (UTAH; 3/8)	12 (UNCA; 4/9/00)
BB	5 (Cal; 4/13)	5 - 2x (Cal; 4/13/03)
Hits Allowed	8 (STAN; 3/24)	14 (HP; 5/6/01)
WP	1 - 2x (STAN; 3/24)	2 - 2x (UT; 3/5/02)
HBP	1 (GU; 2/14)	2 - 2x (FLA; 2/16/02)

### #41 Mark Sopko, RHP (Joliet, Ill.)

Category	2003 Best	Career Best (last)
Innings	7.0 (GU; 2/14)	Same
Runs Allowed	4 (ND; 2/23)	4 - 2x (ND; 2/23/03)
ER Allowed	4 (ND; 2/23)	4 - 2x (ND; 2/23/03)
K's	5 (GU; 2/14)	Same
BB	2 (UHH; 1/16)	3 (OKLA; 3/17/02)
Hits Allowed	6 (SDSU; 1/24)	Same
WP	1 - 6x (STAN; 3/23)	1 - 7x (STAN; 3/23/03)
HBP	3 (UHH; 1/16)	3 (UHH; 1/16/03)

### #45 Erik Averill, LHP (Orange, Calif.)

Category	2003 Best	Career Best (last)
Innings	7.1 (UHH; 1/18)	Same
Runs Allowed	5 - 3x (WASH; 5/17)	Same
ER Allowed	5 - 3x (WASH; 5/17)	None
K's	7 (UHH; 1/18)	Same
BB	3 (CAL; 4/11)	Same
Hits Allowed	10 (CAL; 4/11)	Same
WP	1 (WASH; 5/17)	None
HBP	4 (USC; 3/29)	Same

### #47 Jered Liebeck, RHP (Glendale, Ariz.)

Category	2003 Best	Career Best (last)
Innings	9.0 (LBSU; 2/1)	Same
Runs Allowed	6 (BYU; 2/7)	6 - 2x (BYU; 2/7/03)
ER Allowed	3 - 4x (OSU; 5/14)	6 (Arizona; 5/21/00)
K's	7 (UHH; 1/17)	8 (USC; 5/17/02)
BB	3 - 2x (OSU; 2/16)	4 (OKLA; 4/24/02)
Hits Allowed	9 (OKLA; 3/15)	Same
WP	1 (SDSU; 1/25)	1 - 6x (SDSU; 1/25/03)
HBP	None	1 - 6x (ARIZ; 3/24/02)

### #48 Carlos Arguello, LHP (Albuquerque, N.M.)

Category	2003 Best	Career Best (last)
Innings	2.1 - 2x (OSU; 5/14)	9.0 (USD; 6/1/02)
Runs Allowed	4 (UHH; 1/19)	2 - 4x (OSU; 5/26/02)
ER Allowed	4 (UHH; 1/19)	2 - 3x (OSU; 5/26/02)
K's	2 - 5x (WSU; 4/26)	7 (USD; 6/1/02)
BB	3 (USC; 3/28)	2 - 2x (USD; 6/1/02)
Hits Allowed	3 - 2x (OKLA; 4/30)	7 (USD; 6/1/02)
WP	1 - 3x (OSU; 5/13)	1 - 4x (OSU; 5/13/03)
HBP	1 (LBSU; 1/31)	1 - 3x (LBSU; 1/31/03)

### #49 Brett Bordes, LHP (Mesa, Ariz.)

Category	2003 Best	Career Best (last)
Innings	2.1 (ND; 2/22)	Same
Runs Allowed	2 (WST; 3/19)	Same
ER Allowed	2 (WST; 3/19)	Same
K's	3 (ND; 2/22)	Same
BB	3 4 (WASH; 5/18)	Same
Hits Allowed	2 - 2x (OKST; 2/15)	Same
WP	1 (UCLA; 4/18)	Same
HBP	1 (UCLA; 4/18)	Same

### #55 Chris Beatty, LHP (Kokomo, Ind.)

Category	2003 Best	Career Best (last)
Innings	2.0 (GU; 2/17)	Same
Runs Allowed	4 (WST; 3/19)	Same
ER Allowed	4 (WST; 3/19)	Same
K's	2 - 4x (WST; 3/19)	Same
BB	2 - 2x (WST; 3/19)	Same
Hits Allowed	3 (WST; 3/19)	Same
WP	None	None
HBP	1 (ND; 2/23)	Same





# Sun Devil Baseball 2003

## Last Time it Happened in Sun Devil Baseball...

*(Through 59 Games of 2003)*

### Hitting Categories:

**A SUN DEVIL HIT A GRAND SLAM:** Rod Allen, April 30, 2003 vs. Oklahoma (Bricktown Ballpark; 7th inning)  
**HIT A WALK-OFF HOME RUN:** Jeremy West, April 26, 2003 vs. Washington State (2-Run HR in 10th inning)  
**A SUN DEVIL LED OFF A GAME WITH A HR:** Dustin Pedroia, May 18, 2003 at Washington (second pitch of game)  
**A SUN DEVIL HIT FOR THE CYCLE:** Travis Buck, March 7, 2003 vs. Southern Utah (19-0 win)  
**THE DEVILS HIT FOR THE CYCLE TO OPEN A GAME:** April 27, 2003 vs. Washington State in first inning (HR/2B/1B/3B)  
**THE DEVILS HIT BACK-TO-BACK HOME RUNS:** Jeff Larish and Mike Guerrero, March 30, 2003 at USC (6th Inning)  
**A SUN DEVIL HIT TWO HOME RUNS IN ONE GAME:** Jeremy West, May 6, 2003 vs. UC Irvine  
**A SUN DEVIL HIT THREE HOME RUNS IN A GAME:** Jeremy West, April 27, 2003 vs. Washington State  
**A SUN DEVIL HAD 5 HITS IN A GAME:** Jeremy West, April 27, 2003 vs. Washington State (5-for-7, 3 HR)  
**A SUN DEVIL HAD 6 HITS IN A GAME:** Nick Walsh, April 27, 2003 vs. Washington State (6-for-6, 7 RBI, 3 2B)  
**A SUN DEVIL HAD 7 HITS IN A GAME:** Jerry Mantlo, Feb. 6, 1972, vs. Michigan  
**A SUN DEVIL HAD 3 DOUBLES IN A GAME:** Nick Walsh, April 27, 2003 vs. Washington State  
**A SUN DEVIL HIT 2 TRIPLES IN A GAME:** Mel Stocker, May 13, 2000, vs. Washington (Packard Stadium)  
**A SUN DEVIL HAD 7 RBI IN A GAME:** Nick Walsh, April 27, 2003 vs. Washington State  
**A SUN DEVIL HAD 8 RBI IN A GAME:** Jeremy West, May 15, 2002 vs. Portland (Hohokam Park)  
**A SUN DEVIL HAD 9 RBI IN A GAME:** Jeremy West, April 27, 2003 vs. Washington State  
**A SUN DEVIL STOLE 4 BASES IN A GAME:** Mel Stocker, Feb. 1, 2001, vs. Southern Utah (Packard Stadium)  
**A SUN DEVIL STRAIGHT STEAL OF HOME:** Dustin Pedroia, Feb. 3, 2002 vs. Southern Utah (Hohokam Park, 3rd inning)  
**A SUN DEVIL STRUCK OUT FOUR OR MORE TIMES IN A GAME:** Casey Myers, April 29, 2000, at USC (Dedeaux Field)  
**A SUN DEVIL WALKED FOUR TIMES IN A GAME:** Jeremy West, March 15, 2003 vs. Oklahoma (3 intentional)  
**A SUN DEVIL HITTER STRANDED SIX RUNNERS ON BASE:** Andre Ethier (6), February 17, 2003 vs. Gonzaga  
**A SUN DEVIL RECORDED 13 TOTAL BASES:** Jeremy West (14), April 27, 2003 vs. Washington State (3 HR, 2 1B)  
**A SUN DEVIL HAD TWO SAC BUNTS IN A GAME:** Mike Lopez, May 12, 2001 at Washington (11-6 win in 10 innings)  
**A SUN DEVIL SCORED FIVE RUNS IN A GAME:** Nick Walsh, April 27, 2003 vs. Washington State  
**A SUN DEVIL WAS HIT BY PITCHES TWO OR MORE TIMES:** Travis Buck (2), April 25, 2003 vs. Washington State  
**AN OPPONENT HIT TWO HOME RUNS IN ONE GAME:** Chad Boudon (Washington), May 19, 2003 at Husky Ballpark

### Pitching Categories:

**A SUN DEVIL PITCHER THREW A NO-HITTER:** Kevin Rawitzer, March 2, 1993, vs. Southern Utah (ASU 7, SUU 0)  
**A SUN DEVIL PITCHER THREW A PERFECT GAME:** Eddie Bane, March 2, 1973, vs. Cal State Northridge (ASU 9, CSUN 0)  
**A SUN DEVIL PITCHER THREW A ONE-HITTER:** Drew Friedberg, Jan. 24, 1999, vs. Hawaii-Hilo (ASU 10, Hilo 0)  
**A SUN DEVIL PITCHER THREW A TWO-HITTER:** Will Waldrup, Jan. 23, 1999, vs. Hawaii-Hilo (ASU 3, Hilo 0)  
**ARIZONA STATE WAS NO-HIT:** Phil Keller (Stanford), March 23, 1970 (Stanford 1, ASU 0)  
**ARIZONA STATE WAS ONE-HIT:** Alan Dunn/Tim Meacham (Alabama), June 10, 1983 (Alabama 6, ASU 0)  
**A SUN DEVIL PITCHER THREW A COMPLETE GAME:** Jered Liebeck, Feb. 1, 2003 (3-0 win at LBSU)  
**A SUN DEVIL PITCHER THREW BACK-TO-BACK COMPLETE GAMES:** Robbie McClellan (3/2, 3/8, 2002)  
**AN OPPOSING PITCHER THREW A COMPLETE GAME:** Mark Romanczuk (Stanford), March 24, 2003 (4-2 Stanford Win)  
**THE SUN DEVILS SHUT OUT AN OPPONENT (1 OR MORE PITCHERS):** Washington State, April 27, 2003 (Eight Times in 2003)  
**THE SUN DEVILS WERE SHUT OUT:** USC (Randy Flores), April 7, 1995 (USC 9, ASU 0) -- 492 Games (*NCAA Record*)  
**A SUN DEVIL STRUCK OUT 10 OR MORE BATTERS IN A GAME:** Mike Esposito (11), April 30, 2002 vs. New Mexico State  
**A SUN DEVIL STRUCK OUT 15 OR MORE BATTERS IN A GAME:** Mike Esposito (17), March 29, 2002 vs. UW  
**AN OPPONENT PITCHER STRUCK OUT 10 OR MORE SUN DEVILS:** Rik Currier, USC, (11), April 28, 2000  
**THE SUN DEVIL PITCHING STAFF DID NOT WALK A BATTER:** Grand Canyon, April 7, 2003 at Packard Stadium  
**A SUN DEVIL PITCHER RECORDED 10 WINS IN A SEASON:** Andy Torres, 2001-present (10-3)  
**A SUN DEVIL PITCHER HIT THREE BATTERS IN A GAME:** Erik Averill (4), March 29, 2003 at USC (Dedeaux Field)

### Fielding Categories:

**THE SUN DEVILS HAD NO ERRORS IN A GAME:** May 17, 2003 at Washington (5-1 loss at Husky Ballpark) -- 20 times in '03  
**THE SUN DEVILS COMMITTED FIVE ERRORS IN A GAME:** April 17, 2001 at New Mexico State (19-16 loss)  
**A SUN DEVIL COMMITTED THREE OR MORE ERRORS IN A GAME:** Joel Bocchi, Mar. 29, 2002 vs. Washington (3)  
**A SUN DEVIL HAD 15 OR MORE PUTOUTS IN A GAME:** Jeremy West, Apr. 12, 2002 at UCLA (Jackie Robinson Stadium)  
**A SUN DEVIL HAD 20 OR MORE PUTOUTS IN A GAME:** Jeff Phelps (21), March 6, 1999, vs. Stanford  
**A SUN DEVIL HAD EIGHT OR MORE ASSISTS IN A GAME:** Dennis Wyrick (SS), Feb. 6, 2000, vs. Florida State  
**THE SUN DEVILS TURNED FIVE DOUBLE PLAYS IN A GAME:** May 7, 1999, vs. Washington (Husky Ballpark)

### Scoring and Misc. Categories:

**THE SUN DEVILS RECORDED 20 OR MORE HITS:** 24, April 27, 2003 vs. Washington State (25-0 win at Packard Stadium)  
**THE SUN DEVILS RECORDED 20 HITS IN BACK-TO-BACK GAMES:** WSU/UCLA, April 17, 25, 2003 (21 and 21)  
**THE SUN DEVILS SCORED 20 OR MORE RUNS:** 25, April 27, 2003 vs. Washington State (25-0 win at Packard Stadium)  
**THE SUN DEVILS SCORED 30 OR MORE RUNS:** 32, March 4, 2000, vs. Arizona (Packard Stadium)  
**THE SUN DEVILS SCORED 10 OR MORE RUNS IN AN INNING:** (10) Washington State, April 27, 2003 (25-0 win)  
**THE SUN DEVILS LEFT 15 OR MORE RUNNERS ON BASE:** UCLA (17) -- 8-7 loss in 13 innings at Packard Stadium.  
**ASU SWEPT A THREE-GAME PAC-10 SERIES:** Washington State; April 25-27, 2003 (21-0, 5-3, 25-0)  
**ASU WAS SWEPT IN A PAC-10 SERIES:** at UCLA, April 16-18, 1999 (11-10 L, 9-3 L, 8-6 L)  
**ASU WAS SWEPT IN A PAC-10 SERIES AT HOME:** vs. USC, March 27-29, 1997 at Packard Stadium (12-7 L, 15-4 L, 11-7 L)  
**THE SUN DEVILS PLAYED BACK-TO-BACK EXTRA-INNING GAMES:** March 22-23 vs. Stanford at Packard Stadium







# Arizona State Sun Devil Baseball

## 2003 Roster

### Position Roster (36)

<u>PITCHERS</u>	<u>POS</u>	<u>B/T</u>	<u>HT</u>	<u>WT</u>	<u>YR/EXP</u>	<u>Hometown (High School/Last School)</u>
3 Lopez, Javy	RHP	R/R	6-1	190	Jr./TR	El Paso, Texas (Socorro/El Paso CC)
12 Schroyer, Ryan	RHP	R/R	6-1	205	Jr./2V	Casa Grande, Ariz. (Canyon del Oro)
15 McClellan, Robbie	RHP	R/R	6-1	175	Sr./1V	Liberal, Kansas (Liberal/Seward County CC)
18 Van Slyke, Eric <sup>^</sup>	RHP	R/R	6-1	175	Fr./HS	Gilbert, Ariz. (Gilbert)
22 Leaf, Matt	RHP	R/R	6-4	190	Fr./RS*	Peoria, Ariz. (Sunrise Mountain)
26 Vaughan, Beau	RHP	B/R	6-4	228	Sr./TR	Glendale, Ariz. (Mountain Ridge/New Orleans)
27 Kartler, Bryce	LHP/DH	L/L	6-2	215	Sr./3V	Phoenix, Ariz. (Shadow Mountain)
38 Perrault, Josh	RHP	R/R	6-3	205	Jr./1V	Mesa, Ariz. (Red Mountain/S. Mountain)
40 Thurmond, Ben	RHP	R/R	6-0	190	Sr./TR	Hopkins, S.C. (Lower Richland/Winthrop)
41 Sopko, Mark	RHP	R/R	5-11	190	So./1V*	Joliet, Ill. (Joliet Catholic)
45 Averill, Erik	LHP	L/L	6-2	180	Fr./HS	Orange, Calif. (Villa Park)
47 Liebeck, Jered	RHP	R/R	6-1	200	Sr./3V	Glendale, Ariz. (Mountain Ridge)
48 Arguello, Carlos	LHP	L/L	5-9	150	Sr./1V	Albuquerque, NM (St. Pius X/Cochise College)
49 Bordes, Brett	LHP	L/L	5-10	160	Fr./HS	Mesa, Ariz. (Dobson)
51 Ehlers, Justin <sup>^</sup>	LHP/OF	L/L	5-11	170	Fr./HS	Aloha, Ore. (Century)
55 Beatty, Chris	LHP	R/L	6-2	170	Fr./HS	Kokomo, Ind. (Kokomo)
59 Klusman, Aaron	RHP	R/R	6-4	225	Jr./2V*	Phoenix, Ariz. (Brophy Prep)

<u>CATCHERS</u>	<u>POS</u>	<u>B/T</u>	<u>HT</u>	<u>WT</u>	<u>YR/EXP</u>	<u>Hometown (High School/Last School)</u>
8 West, Jeremy	C	R/R	6-1	200	Jr./2V	Las Vegas, Nev. (Silverado)
19 Bocchi, Joel	C	R/R	5-11	190	So./1V	Phoenix, Ariz. (Desert Vista)
28 Franco, Anthony <sup>^</sup>	C/DH	R/R	5-9	225	Fr./HS	Glendale, Ariz. (Cactus)
39 Gosewisch, Tuffy	C	R/R	5-10	185	So./1V	Scottsdale, Ariz. (Horizon)
60 Schoenberger, Garrett	C	R/R	5-11	195	So./1V*	Juneau, Alaska (Juneau-Douglas)

<u>INFELDERS</u>	<u>POS</u>	<u>B/T</u>	<u>HT</u>	<u>WT</u>	<u>YR/EXP</u>	<u>Hometown (High School/Last School)</u>
2 Pedroia, Dustin	INF	R/R	5-8	175	So./1V	Woodland, Calif. (Woodland)
5 Wyrick, Dennis	3B	R/R	6-1	215	Sr./3V	Azusa, Calif. (Bishop Amat)
6 Dhaenens, Seth <sup>^</sup>	INF	L/R	6-1	175	Fr./HS	Chandler, Ariz. (Mountain Pointe)
9 Garrabrants, Steve	INF	R/R	5-10	173	Jr./2V	Phoenix, Ariz. (Moon Valley)
11 Larish, Jeff	INF	L/R	6-2	180	So./1V	Tempe, Ariz. (McClintock)
30 Guerrero, Mike	1B	R/R	6-2	200	Jr./RS*	Mesa, Ariz. (Westwood/South Mountain CC)
32 Mesa, Frank	UTL	L/R	6-0	180	So./TR	Yuma, Ariz. (Kofa/Arizona Western)

<u>OUTFIELDERS</u>	<u>POS</u>	<u>B/T</u>	<u>HT</u>	<u>WT</u>	<u>YR/EXP</u>	<u>Hometown (High School/Last School)</u>
4 Buck, Travis	OF	L/R	6-2	190	Fr./HS	Richland, Wash. (Richland)
10 Allen, Rod	OF	R/R	6-2	205	Jr./2V	Culver City, Calif. (Desert Vista)
14 Ethier, Andre	OF	L/L	6-3	190	Jr./1V	Phoenix, Ariz. (St. Mary's/ASU/Chandler-Gilbert CC)
16 Cadena, Nick	OF/C	R/R	6-1	200	So./1V	Glendale, Ariz. (Apollo)
17 McKenna, Ryan <sup>^</sup>	OF	L/R	5-10	175	Jr./2V	Elgin, Ill. (Larkin)
20 Walsh, Nick	OF/2B	L/R	5-7	176	Jr./2V*	Alamo, Calif. (De la Salle)
31 Bosch, Ryan	OF/P	S/R	6-0	185	Fr./HS	Livermore, Calif. (Granada)

\* - Has utilized redshirt year  
<sup>^</sup> - will redshirt in 2003

**Head Coach:** 7 Pat Murphy (9th year)

**Assistant Coaches:** 62 Jay J. Sferra (8th year), 66 Mike Rooney (5th year), 29 Chris Sinacori (2nd year)

**Director of Baseball Affairs:** Bob Welch (2nd year)

**Director of Baseball Administration:** Graham Rossini (4th year)

**Graduate Manager - Operations:** Chris Holick (3rd year)

**Graduate Manager - Equipment:** Steve Kirkman (5th year)

**Graduate Manager - Academics:** Justin Ross (2nd year)

**Sports Medicine:** Kenny McCarty (6th year)

**Media Relations:** Jeff Evans (3rd year)

### Numerical

2	Dustin Pedroia, INF
3	Javy Lopez, RHP
4	Travis Buck, OF
5	Dennis Wyrick, 3B
6	Seth Dhaenens, INF
7	Pat Murphy, Head Coach
8	Jeremy West, C
9	Steve Garrabrants, INF
10	Rod Allen, OF
11	Jeff Larish, INF
12	Ryan Schroyer, RHP
14	Andre Ethier, OF
15	Robbie McClellan, RHP
16	Nick Cadena, OF/C
17	Ryan McKenna, OF
18	Eric Van Slyke, RHP
19	Joel Bocchi, C
20	Nick Walsh, OF/2B
22	Matt Leaf, RHP
26	Beau Vaughan, RHP
27	Bryce Kartler, LHP/OF
28	Anthony Franco, C/DH
29	Chris Sinacori, Coach
30	Mike Guerrero, 1B
31	Ryan Bosch, OF/RHP
32	Frank Mesa, UTL
38	Josh Perrault, RHP
39	Tuffy Gosewisch, C
40	Ben Thurmond, RHP
41	Mark Sopko, RHP
45	Erik Averill, LHP
47	Jered Liebeck, RHP
48	Carlos Arguello, LHP
49	Brett Bordes, LHP
51	Justin Ehlers, LHP/OF
55	Chris Beatty, LHP
59	Aaron Klusman, RHP
60	Garrett Schoenberger, C
62	Jay Sferra, Coach
66	Mike Rooney, Coach

### By Position

Catchers .....	5
Pitchers .....	17
Infielders .....	7
Outfielders .....	7

### By Class

Seniors .....	7
Juniors .....	11
Sophomores .....	8
Freshmen .....	10

### Batting

Righties .....	22
Lefties .....	12
Switch .....	2

### Pitching

Righties .....	11
Lefties .....	6



Updated 3/25/03